



The Safety Fast Hangers are designed to support timber joists, beams and trussed rafters from masonry walls without the need for masonry above the top flange.



[UK-DoP-h07/0004](#)

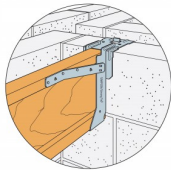
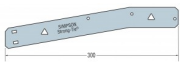
FEATURES

Materials

- Pre-galvanised mild steel

Benefits

- Requires no masonry above the top flange to achieve the published performance values.
- Improved vertical and lateral load distribution.
- Mini Strap simply hooks onto the hanger.
- Enables the construction of the floor deck prior to the next lift of masonry.
- Reduces Health & Safety risks associated with the use of the traditional masonry hangers with no masonry above.
- Eliminates the need for propping of floor joists.
- Mini Strap provides lateral restraint capacity in accordance with NHBC guidelines.
- Allows for retrofit of lateral restraint straps.



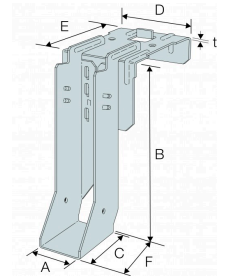
APPLICATIONS

Suitable For

- I-joist to masonry connections.

TECHNICAL DATA

Product Dimensions



References	Joist Size [mm]		Product Dimensions [mm]							Joist holes	
	Width	Height [mm]	A	B	C	D	E	F	t	Hang holes Ø6x48 [mm]	Strap Ø4.2
SFHI195/40/100	38	195	40	195	64	100	103	75	2.5	2	3
SFHI200/40/100	38	200	40	200	64	100	103	75	2.5	2	3
SFHI220/40/100	38	220	40	220	64	100	103	75	2.5	2	3
SFHI225/40/100	38	225	40	225	64	100	103	75	2.5	2	3
SFHI235/40/100	38	235	40	235	64	100	103	75	2.5	2	3
SFHI240/40/100	38	240	40	240	64	100	103	75	2.5	2	3
SFHI245/40/100	38	245	40	245	64	100	103	75	2.5	2	3
SFHI300/40/100	38	300	40	300	64	100	103	75	2.5	2	3
SFHI356/40/100	38	356	40	356	64	100	103	75	2.5	2	3
SFHI360/40/100	38	360	40	360	64	100	103	75	2.5	2	3
SFHI400/40/100	38	400	40	400	64	100	103	75	2.5	2	3
SFHI195/47/100	45	195	47	195	64	100	103	75	2.5	2	3
SFHI200/47/100	45	200	47	200	64	100	103	75	2.5	2	3
SFHI220/47/100	45	220	47	220	64	100	103	75	2.5	2	3
SFHI225/47/100	45	225	47	225	64	100	103	75	2.5	2	3
SFHI235/47/100	45	235	47	235	64	100	103	75	2.5	2	3
SFHI240/47/100	45	240	47	240	64	100	103	75	2.5	2	3
SFHI245/47/100	45	245	47	245	64	100	103	75	2.5	2	3
SFHI300/47/100	45	300	47	300	64	100	103	75	2.5	2	3
SFHI350/47/100	45	350	47	350	64	100	103	75	2.5	2	3
SFHI356/47/100	45	356	47	356	64	100	103	75	2.5	2	3
SFHI360/47/100	45	360	47	360	64	100	103	75	2.5	2	3
SFHI400/47/100	45	400	47	400	64	100	103	75	2.5	2	3
SFHI195/50/100	47	195	50	195	64	100	103	75	2.5	2	3
SFHI220/50/100	47	220	50	220	64	100	103	75	2.5	2	3
SFHI225/50/100	47	225	50	225	64	100	103	75	2.5	2	3
SFHI235/50/100	47	235	50	235	64	100	103	75	2.5	2	3
SFHI240/50/100	47	235	50	235	64	100	103	75	2.5	2	3
SFHI245/50/100	47	245	50	245	64	100	103	75	2.5	2	3
SFHI300/50/100	47	300	50	300	64	100	103	75	2.5	2	3
SFHI200/56/100	53	200	56	200	64	100	103	75	2.5	2	3
SFHI220/56/100	53	220	56	220	64	100	103	75	2.5	2	3
SFHI240/56/100	53	240	56	240	64	100	103	75	2.5	2	3
SFHI300/56/100	53	300	56	300	64	100	103	75	2.5	2	3
SFHI360/56/100	53	360	56	360	64	100	103	75	2.5	2	3

SFHI - SAFETY FAST MASONRY RESTRAINT HANGER FOR I-JOIST

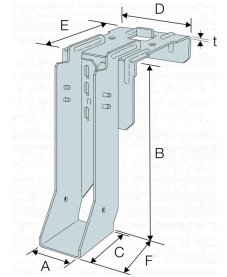
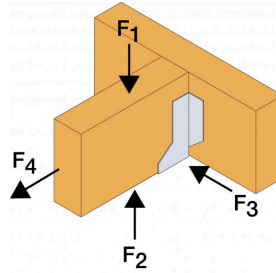
References	Joist Size [mm]		Product Dimensions [mm]							Joist holes	
	Width	Height [mm]	A	B	C	D	E	F	t	Hand holes / div	Mini Strap / div
SFHI400/56/100	53	400	56	400	64	100	103	75	2.5	2	3
SFHI200/63/100	60	200	63	200	64	200	103	75	2.5	2	3
SFHI220/63/100	60	220	63	220	64	200	103	75	2.5	2	3
SFHI240/63/100	60	240	63	240	64	200	103	75	2.5	2	3
SFHI300/63/100	60	300	63	300	64	200	103	75	2.5	2	3
SFHI350/63/100	60	350	63	350	64	200	103	75	2.5	2	3
SFHI360/63/100	60	360	63	360	64	200	103	75	2.5	2	3
SFHI400/63/100	60	400	63	400	64	200	103	75	2.5	2	3
SFHI220/66/100	63	220	66	220	64	200	103	75	2.5	2	3
SFHI225/66/100	63	225	66	225	64	200	103	75	2.5	2	3
SFHI235/66/100	63	235	66	235	64	200	103	75	2.5	2	3
SFHI240/66/100	63	240	66	240	64	200	103	75	2.5	2	3
SFHI245/66/100	63	245	66	245	64	200	103	75	2.5	2	3
SFHI300/66/100	63	300	66	300	64	200	103	75	2.5	2	3
SFHI200/72/100	70	200	72	200	64	200	103	75	2.5	2	3
SFHI220/72/100	70	220	72	220	64	200	103	75	2.5	2	3
SFHI225/72/100	70	225	72	225	64	200	103	75	2.5	2	3
SFHI240/72/100	70	240	72	240	64	200	103	75	2.5	2	3
SFHI300/72/100	70	300	72	300	64	200	103	75	2.5	2	3
SFHI360/72/100	70	360	72	360	64	200	103	75	2.5	2	3
SFHI400/72/100	70	400	72	400	64	200	103	75	2.5	2	3
SFHI195/75/100	72	195	75	195	64	200	103	75	2.5	2	3
SFHI200/75/100	72	200	75	200	64	200	103	75	2.5	2	3
SFHI220/75/100	72	220	75	220	64	200	103	75	2.5	2	3
SFHI225/75/100	72	225	75	225	64	200	103	75	2.5	2	3
SFHI235/75/100	72	235	75	235	64	200	103	75	2.5	2	3
SFHI245/75/100	72	245	75	245	64	200	103	75	2.5	2	3
SFHI253/75/100	72	253	75	253	64	200	103	75	2.5	2	3
SFHI300/75/100	72	300	75	300	64	200	103	75	2.5	2	3
SFHI304/75/100	72	304	75	304	64	200	103	75	2.5	2	3
SFHI350/75/100	72	350	75	350	64	200	103	75	2.5	2	3
SFHI356/75/100	72	356	75	356	64	200	103	75	2.5	2	3
SFHI373/75/100	72	373	75	373	64	200	103	75	2.5	2	3
SFHI400/75/100	72	400	75	400	64	200	103	75	2.5	2	3
SFHI417/75/100	72	417	75	417	64	200	103	75	2.5	2	3
SFHI421/75/100	72	421	75	421	64	200	103	75	2.5	2	3
SFHI424/75/100	72	424	75	424	64	200	103	75	2.5	2	3
SFHI195/78/100	2x38	195	78	195	64	200	103	75	2.5	2	3
SFHI200/78/100	2x38	200	78	200	64	200	103	75	2.5	2	3
SFHI220/78/100	2x38	220	78	220	64	200	103	75	2.5	2	3
SFHI225/78/100	2x38	225	78	225	64	200	103	75	2.5	2	3
SFHI235/78/100	2x38	235	78	235	64	200	103	75	2.5	2	3
SFHI240/78/100	2x38	240	78	240	64	200	103	75	2.5	2	3
SFHI245/78/100	2x38	245	78	245	64	200	103	75	2.5	2	3
SFHI300/78/100	2x38	300	78	300	64	200	103	75	2.5	2	3
SFHI356/78/100	2x38	356	78	356	64	200	103	75	2.5	2	3
SFHI360/78/100	2x38	360	78	360	64	200	103	75	2.5	2	3
SFHI400/78/100	2x38	400	78	400	64	200	103	75	2.5	2	3
SFHI195/91/100	2x45 or 89-90	195	91	195	64	200	103	75	2.5	2	3
SFHI200/91/100	2x45 or 89-90	200	91	200	64	200	103	75	2.5	2	3
SFHI220/91/100	2x45 or 89-90	220	91	220	64	200	103	75	2.5	2	3

SFHI - SAFETY FAST MASONRY RESTRAINT HANGER FOR I-JOIST



References	Joist Size [mm]		Product Dimensions [mm]							Joist holes	
	Width	Height [mm]	A	B	C	D	E	F	t	Hand holes / div	Mini Strap / div
SFHI225/91/100	2x45 or 89-90	225	91	225	64	200	103	75	2.5	2	3
SFHI235/91/100	2x45 or 89-90	235	91	235	64	200	103	75	2.5	2	3
SFHI240/91/100	2x45 or 89-90	240	91	240	64	200	103	75	2.5	2	3
SFHI245/91/100	2x45 or 89-90	245	91	245	64	200	103	75	2.5	2	3
SFHI300/91/100	2x45 or 89-90	300	91	300	64	200	103	75	2.5	2	3
SFHI350/91/100	2x45 or 89-90	350	91	350	64	200	103	75	2.5	2	3
SFHI356/91/100	2x45 or 89-90	356	91	356	64	200	103	75	2.5	2	3
SFHI360/91/100	2x45 or 89-90	360	91	360	64	200	103	75	2.5	2	3
SFHI400/91/100	2x45 or 89-90	400	91	400	64	200	103	75	2.5	2	3
SFHI406/91/100	2x45 or 89-90	406	91	406	64	200	103	75	2.5	2	3
SFHI450/91/100	2x45 or 89-90	450	91	450	64	200	103	75	2.5	2	3
SFHI457/91/100	2x45 or 89-90	457	91	457	64	200	103	75	2.5	2	3
SFHI195/96/100	2x47	195	96	195	64	200	103	75	2.5	2	3
SFHI220/96/100	2x47	220	96	220	64	200	103	75	2.5	2	3
SFHI225/96/100	2x47	225	96	225	64	200	103	75	2.5	2	3
SFHI235/96/100	2x47	235	96	235	64	200	103	75	2.5	2	3
SFHI240/96/100	2x47	240	96	240	64	200	103	75	2.5	2	3
SFHI245/96/100	2x47	245	96	245	64	200	103	75	2.5	2	3
SFHI300/96/100	2x47	300	96	300	64	200	103	75	2.5	2	3
SFHI195/99/100	96-97	195	99	195	64	200	103	75	2.5	2	3
SFHI200/99/100	96-97	200	99	200	64	200	103	75	2.5	2	3
SFHI220/99/100	96-97	220	99	220	64	200	103	75	2.5	2	3
SFHI225/99/100	96-97	225	99	225	64	200	103	75	2.5	2	3
SFHI235/99/100	96-97	235	99	235	64	200	103	75	2.5	2	3
SFHI240/99/100	96-97	240	99	240	64	200	103	75	2.5	2	3
SFHI245/99/100	96-97	245	99	245	64	200	103	75	2.5	2	3
SFHI253/99/100	96-97	253	99	253	64	200	103	75	2.5	2	3
SFHI300/99/100	96-97	300	99	300	64	200	103	75	2.5	2	3
SFHI304/99/100	96-97	304	99	304	64	200	103	75	2.5	2	3
SFHI350/99/100	96-97	350	99	350	64	200	103	75	2.5	2	3
SFHI356/99/100	96-97	356	99	356	64	200	103	75	2.5	2	3
SFHI360/99/100	96-97	360	99	360	64	200	103	75	2.5	2	3
SFHI373/99/100	96-97	373	99	373	64	200	103	75	2.5	2	3
SFHI400/99/100	96-97	400	99	400	64	200	103	75	2.5	2	3
SFHI417/99/100	96-97	417	99	417	64	200	103	75	2.5	2	3
SFHI421/99/100	96-97	421	99	421	64	200	103	75	2.5	2	3
SFHI424/99/100	96-97	424	99	424	64	200	103	75	2.5	2	3
SFHI450/99/100	96-97	450	99	450	64	200	103	75	2.5	2	3

Product characteristic capacities



References	Number of Fasteners				Characteristic Capacities [kN]			Safe Working Loads [kN]		
	Joist				$R_{1,k}$			$R_{1,SWL}$		
	Hanger		Mini Strap		2.8 N/mm ² ; Solid AAC	3.5 N/mm ² Solid LAC	7 N/mm ² Solid DAC	2.8N/mm ² Solid AAC	3.5N/mm ² Solid LAC	7N/mm ² Solid DAC
Qty	Type	Qty	Type							
SFHI (A ≤ 56mm)	2	N3.75 x 30	3	N3.75 x 30	-	13.3	13.3	5.3	6.7	6.7
SFHI (A > 57mm)	2	N3.75 x 30	3	N3.75 x 30	-	24.9	24.9	10	12.5	12.5

INSTALLATION

Installation

- Use all specified nails.
- Build masonry to required level, ensuring any coursing bricks or blocks are at least one course below the supporting block, and leave to cure.
- Place the Safety Fast Restraint Hanger over the inner leaf of block work, ensuring the bearing plate is fully located onto the top of the masonry, sitting tight against the front face and top of the block work.
- Sit the floor joist into the masonry hanger and ensure all joists are correctly installed. The joist should be tight into the back of the hanger where possible. The maximum gap between the back of the hanger and the end of the joist is 6mm.
- Clip the Safety Fast Mini Strap onto the restraining hooks on either side of the hanger and nail to the side face of the joist with 3.75 x 30mm square twist nails. **INSTALL ONLY ONE STRAP PER HANGER.**