



The SFH Safety Fast Hanger is designed to support timber joists, beams and trussed rafters from masonry walls without the need for masonry above the top flange.



[UK-DoP-h07/0004](#)

## FEATURES



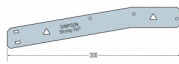
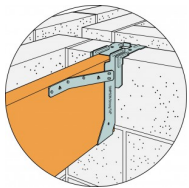
### Materials

- SFH - Pre-galvanised mild steel
- Mini Strap - Pre-galvanised mild steel

### Benefits

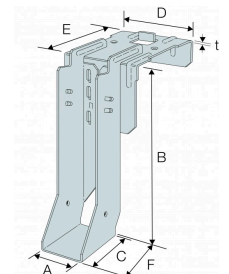
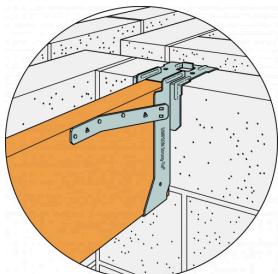
Requires no masonry above the top flange to achieve the published performance values.

- Improved vertical and lateral load distribution.
- Enables the construction of the floor deck prior to the next lift of masonry.
- Reduces Health & Safety risks associated with the use of traditional masonry hangers with no masonry above.
- Eliminates the need for propping of floor joists.
- Mini Strap simply hooks onto the side of the hanger.
- Mini Strap provides lateral restraint capacity in accordance with NHBC guidelines.
- Allows for retrofit of lateral restraint straps.



## TECHNICAL DATA

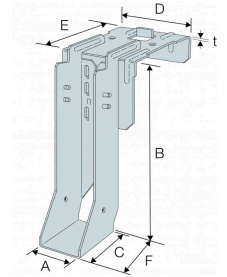
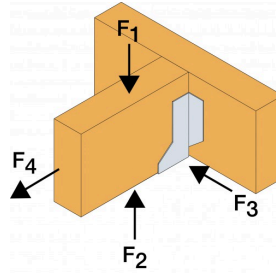
### Product Dimensions





References	Joist Size [mm]		Product Dimensions [mm]							Joist holes	
	Width	Height	A	B	C	D	E	F	t	Hanger	Mini Strap
										Ø6x4	Ø4.2
SFH150/38/10	35	150	38	140	64	100	100	75	2.5	2	3
SFH175/38/100	35	175	38	165	64	100	100	75	2.5	2	3
SFH200/38/10	35	200	38	190	64	100	100	75	2.5	2	3
SFH225/38/100	35	225	38	215	64	100	100	75	2.5	2	3
SFH250/38/10	35	250	38	240	64	100	100	75	2.5	2	3
SFH300/38/100	35	300	38	290	64	100	100	75	2.5	2	3
SFH150/47/10	45	150	47	140	64	100	100	75	2.5	2	3
SFH175/47/100	45	175	47	165	64	100	100	75	2.5	2	3
SFH200/47/10	45	200	47	190	64	100	100	75	2.5	2	3
SFH225/47/100	45	225	47	215	64	100	100	75	2.5	2	3
SFH250/47/10	45	250	47	240	64	100	100	75	2.5	2	3
SFH300/47/100	45	300	47	290	64	100	100	75	2.5	2	3
SFH150/50/10	47	150	50	140	64	100	100	75	2.5	2	3
SFH175/50/100	47	175	50	165	64	100	100	75	2.5	2	3
SFH200/50/10	47	200	50	190	64	100	100	75	2.5	2	3
SFH225/50/100	47	225	50	215	64	100	100	75	2.5	2	3
SFH250/50/10	47	250	50	240	64	100	100	75	2.5	2	3
SFH300/50/100	47	300	50	290	64	100	100	75	2.5	2	3
SFH150/63/10	60	150	63	140	64	200	100	75	2.5	2	3
SFH175/63/100	60	175	63	165	64	200	100	75	2.5	2	3
SFH200/63/10	60	200	63	190	64	200	100	75	2.5	2	3
SFH225/63/100	60	225	63	215	64	200	100	75	2.5	2	3
SFH250/63/10	60	250	63	240	64	200	100	75	2.5	2	3
SFH300/63/100	60	300	63	290	64	200	100	75	2.5	2	3
SFH150/75/10	72	150	75	140	64	200	100	75	2.5	2	3
SFH175/75/100	72	175	75	165	64	200	100	75	2.5	2	3
SFH200/75/10	72	200	75	190	64	200	100	75	2.5	2	3
SFH225/75/100	72	225	75	215	64	200	100	75	2.5	2	3
SFH250/75/10	72	250	75	240	64	200	100	75	2.5	2	3
SFH300/75/100	72	300	75	290	64	200	100	75	2.5	2	3
SFH150/91/10	89-90	150	91	140	64	200	100	75	2.5	2	3
SFH175/91/100	89-90	175	91	165	64	200	100	75	2.5	2	3
SFH200/91/10	89-90	200	91	190	64	200	100	75	2.5	2	3
SFH225/91/100	89-90	225	91	215	64	200	100	75	2.5	2	3
SFH250/91/10	89-90	250	91	240	64	200	100	75	2.5	2	3
SFH300/91/100	89-90	300	91	290	64	200	100	75	2.5	2	3
SFH150/96/10	2x47	150	96	140	64	200	100	75	2.5	2	3
SFH175/96/100	2x47	175	96	165	64	200	100	75	2.5	2	3
SFH200/96/10	2x47	200	96	190	64	200	100	75	2.5	2	3
SFH225/96/100	2x47	225	96	215	64	200	100	75	2.5	2	3
SFH250/96/10	2x47	250	96	240	64	200	100	75	2.5	2	3
SFH300/96/100	2x47	300	96	290	64	200	100	75	2.5	2	3
SFH150/100/1	97	150	100	140	64	200	100	75	2.5	2	3
SFH175/100/100	97	175	100	165	64	200	100	75	2.5	2	3
SFH200/100/1	97	200	100	190	64	200	100	75	2.5	2	3
SFH225/100/100	97	225	100	215	64	200	100	75	2.5	2	3
SFH250/100/1	97	250	100	240	64	200	100	75	2.5	2	3
SFH300/100/100	97	300	100	290	64	200	100	75	2.5	2	3

Product characteristic capacities



References	Number of Fasteners				Characteristic Capacities [kN]			Safe Working Loads [kN]		
	Joist				$R_{1,k}$			$R_{1,SWL}$		
	Hanger		Mini Strap		2.8 N/mm <sup>2</sup> ; Solid AAC	3.5 N/mm <sup>2</sup> Solid LAC	7 N/mm <sup>2</sup> Solid DAC	2.8N/mm <sup>2</sup> Solid AAC	3.5N/mm <sup>2</sup> Solid LAC	7N/mm <sup>2</sup> Solid DAC
	Qty	Type	Qty	Type						
SFH (A ≤ 56mm)	2	N3.75 x 30	3	N3.75 x 30	-	13.3	13.3	5.3	6.7	6.7
SFH (A > 57mm)	2	N3.75 x 30	3	N3.75 x 30	-	24.9	24.9	10	12.5	12.5

## INSTALLATION

### Installation

Use all specified nails.

- Build masonry to required level, ensuring any coursing bricks or blocks are at least one course below the supporting block, and leave to cure.
- Place the Safety Fast Restraint Hanger over the inner leaf of block work, ensuring the bearing plate is fully located onto the top of the masonry, sitting tight against the front face and top of the block work.
- Sit the floor joist into the masonry hanger and ensure all joists are correctly installed. The joist should be tight into the back of the hanger where possible. The maximum gap between the back of the hanger and the end of the joist is 6mm.
- Clip the Safety Fast Mini Strap onto the restraining hooks on either side of the hanger and nail to the side face of the joist with 3.75 x 30mm square twist nails. **INSTALL ONLY ONE STRAP PER HANGER.**

### General Installation Notes

- The floor decking may be stored on the joists provided the load is uniformly distributed between the several joists and does not exceed the hanger or joist capacities. Refer to joist manufacturer or supplier for joist capacity and maximum construction loads.
- The floor decking must be securely attached to each joist before additional loads can be placed on the system.
- Floor decking and block work is to be cut where necessary to fit around the upstand stiffeners.
- Pallets of blocks or other construction materials should be placed onto the scaffolding and NOT directly onto the floor.
- The materials can then be evenly distributed around the floor manually, ensuring hanger or joist capacities are not exceeded.