

X3

Cavilha de nylon comprida Alto desempenho

A cavilha de nylon comprida X3 permite a fixação de elementos finos ou grossos, com 3 profundidades de ancoragem possíveis por comprimento, em qualquer tipo de suporte sólido ou oco.

A cavilha tem uma expansão uniforme em todas as direções e, por isso, tem um desempenho excepcional.

A cavilha é fornecida com um parafuso com cabeça sextavada ou cabeça de embeber.

Características

Matéria

- Cavilha : nylon,
- Parafuso : aço eletro galvanizado.

Vantagens

- Alta resistência em todos os tipos de material de suporte,
- 3 profundidades de ancoragem possíveis por comprimento da cavilha,
- Alta flexibilidade, tempo de instalação reduzido: a cavilha pode ser instalada através do elemento a ser fixado. Em caso de instalação com uma profundidade de ancoragem reduzida, o tempo de perfuração também é reduzido,
- Aumento da expansão,
- Concebido para a fixação de elementos de carpintaria e de fachada.

Aplicações

Áreas de utilização

- Carpintaria de madeira ou metal
- Fachada, isolamento no exterior:
- Trave na parede
- Esquadro de paramento na parede

Suporte

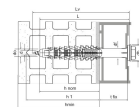
- Betão não fissurado,
- Alvenaria de blocos ocos e maciços.



X3
Cavilha de nylon comprida Alto desempenho

Dados técnicos

Product Dimensions Countersunk TX Screw



Referência	Product Reference	Plug [ØxL] [mm]	Screw [ØxL] [mm]	Reduced fixture thickness [t _{fix}] [mm]	Standard fixture thickness [t _{fix}] [mm]	Increased* fixture thickness [t _{fix}] [mm]	Ø drilling fixture [df] [mm]	Bit	Qty per box	Qty per outer box
64602B0808000	X3	Ø8x80	6x88	40	30	-	8.5	T-30	50	500
64602B0810000		Ø8x100	6x108	60	50	-	8.5	T-30	50	500
64602B0812000		Ø8x120	6x128	80	70	-	8.5	T-30	50	500
64602B1008000		Ø10x80	7x88	30	10	-	10.5	T-40	50	500
64602B1010000		Ø10x100	7x108	50	30	10	10.5	T-40	50	500
64602B1012000		Ø10x120	7x128	70	50	30	10.5	T-40	50	500
64602B1014000		Ø10x140	7x148	90	70	50	10.5	T-40	50	300
64602B1016000		Ø10x160	7x168	110	90	70	10.5	T-40	50	250

*Only for aerated concrete

NOTE: The thickness of the plaster must be included in the fixing thickness t_{fix}

Dimensões

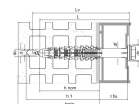
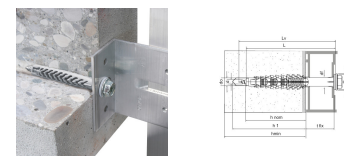


Table "Dimensões" cannot be displayed : no references available.

X3
Cavilha de nylon comprida Alto desempenho



Product Dimensions Large Rim Plug with Hex-head screw

Referência	Product Reference	Plug [ØxL] [mm]	Screw [ØxL] [mm]	Reduced fixture thickness [t _{fix}] [mm]	Standard fixture thickness [t _{fix}] [mm]	Increased* fixture thickness [t _{fix}] [mm]	Bit	Qty per box	Qty per outer box
64703B1006000	X3	Ø10x60	7x68	10	-	-	T-40	50	500
64703B1008000		Ø10x80	7x88	30	10	-	T-40	50	500
64703B1010000		Ø10x100	7x108	50	30	10	T-40	50	500
64703B1012000		Ø10x120	7x128	70	50	30	T-40	50	300
64703B1014000		Ø10x140	7x148	90	70	50	T-40	50	300
64703B1016000		Ø10x160	7x168	110	90	70	T-40	50	250

*Only for aerated concrete

NOTE: The thickness of the plaster must be included in the fixing thickness t_{fix}

X3 Cavilha de nylon comprida Alto desempenho

Design capacities - single anchor - no edge distances

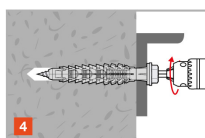
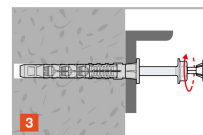
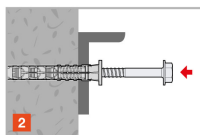
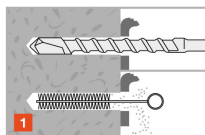
Referência	Design capacities - single anchor - no edge distances								
	Design capacity								
	Tension - NRd				Shear - VRd				Bending moment - MRd [Nm]
	Non-cracked concrete C12/25 [kN]	Non-cracked concrete C16/20 [kN]	Autoclaved aerated concrete AAC 2 [kN]	Solid brick (BP400) [kN]	Non-cracked concrete C12/15 [kN]	Non-cracked concrete C16/20 [kN]	Autoclaved aerated concrete AAC 2 [kN]	Solid brick (BP400) [kN]	
64602B0808000	0.65	0.83	-	1.4	-	-	-	-	11.3
64602B0810000	0.65	0.83	-	1.4	-	-	-	-	11.3
64602B0812000	0.65	0.83	-	1.4	-	-	-	-	11.3
64602B1008000	1.8	2.5	0.25	1.6	-	-	-	-	18.2
64602B1010000	1.8	2.5	0.25	1.6	-	-	-	-	18.2
64602B1012000	1.8	2.5	0.25	1.6	-	-	-	-	18.2
64602B1014000	1.8	2.5	0.25	1.6	-	-	-	-	18.2
64602B1016000	1.8	2.5	0.25	1.6	-	-	-	-	18.2
64703B1006000	1.8	2.5	0.25	1.6	-	-	-	-	18.2
64703B1008000	1.8	2.5	0.25	1.6	-	-	-	-	18.2
64703B1010000	1.8	2.5	0.25	1.6	-	-	-	-	18.2
64703B1012000	1.8	2.5	0.25	1.6	-	-	-	-	18.2
64703B1014000	1.8	2.5	0.25	1.6	-	-	-	-	18.2
64703B1016000	1.8	2.5	0.25	1.6	-	-	-	-	18.2

1. The design loads have been calculated using the partial safety factors for resistances stated in ETA-approval(s). The loading figures are valid for unreinforced concrete and reinforced concrete with a rebar spacing $s \geq 15$ cm (any diameter) or with a rebar spacing $s \geq 10$ cm, if the rebar diameter is 10mm or smaller.
2. The figures for shear are based on a single anchor without influence of concrete edges. For anchorages close to edges ($c \leq \max [10 \text{ hef}; 60d]$) the concrete edge failure shall be checked per ETAG 001, Annex C, design method A.
3. Concrete is considered non-cracked when the tensile stress within the concrete is $\sigma_L + \sigma_R \leq 0$. In the absence of detailed verification $\sigma_R = 3 \text{ N/mm}^2$ can be assumed (σ_L equals the tensile stress within the concrete induced by external loads, anchors loads included).

*Not covered by ETA-11/0080

X3
Cavilha de nylon comprida Alto desempenho

Execução



Spacings and edge distances

Referência	Product Reference	Plug [ØxL] [mm]	Spacings and edge distances									
			Non-cracked concrete C12/15				Non-cracked concrete C16/20				Autoclaved aerated concrete	
			Min. edge distance [cmin] [mm]	Min. spacing [smin] [mm]	Characteristic edge distance [ccr,N] [mm]	Minimum thickness of support [mm]	Min. edge distance [mm]	Min. spacing [mm]	Characteristic edge distance [mm]	Minimum thickness of support [mm]	Min. edge distance [cmin] [mm]	Min. spacing [smin] [mm]
64602B0808000	X3	Ø8x80	70	85	85	100	50	60	60	100	100	250
64602B0810000	X3	Ø8x100	70	85	85	100	50	60	60	100	100	250
64602B0812000	X3	Ø8x120	70	85	85	100	50	60	60	100	100	250
64602B1008000	X3	Ø10x80	70	70	140	100	50	50	100	100	100	250
64602B1010000	X3	Ø10x100	70	70	140	100	50	50	100	100	100	250
64602B1012000	X3	Ø10x120	70	70	140	100	50	50	100	100	100	250
64602B1014000	X3	Ø10x140	70	70	140	100	50	50	100	100	100	250
64602B1016000	X3	Ø10x160	70	70	140	100	50	50	100	100	100	250
64703B1006000	X3	Ø10x60	70	70	140	100	50	50	100	100	100	250
64703B1008000	X3	Ø10x80	70	70	140	100	50	50	100	100	100	250
64703B1010000	X3	Ø10x100	70	70	140	100	50	50	100	100	100	250
64703B1012000	X3	Ø10x120	70	70	140	100	50	50	100	100	100	250
64703B1014000	X3	Ø10x140	70	70	140	100	50	50	100	100	100	250
64703B1016000	X3	Ø10x160	70	70	140	100	50	50	100	100	100	250

* Not included in the approval

X3

Cavilha de nylon comprida Alto desempenho

Installation data

Referência	Installation data		
	Ø drilling hole [d0] [mm]	Min. drill depth [h1] [mm]	Ø drilling fixture [df] [mm]
64602B0808000	8	55	8.5
64602B0810000	8	55	8.5
64602B0812000	8	55	8.5
64602B1008000	10	65	10.5
64602B1010000	10	65	10.5
64602B1012000	10	65	10.5
64602B1014000	10	65	10.5
64602B1016000	10	65	10.5
64703B1006000	10	65	10.5
64703B1008000	10	65	10.5
64703B1010000	10	65	10.5
64703B1012000	10	65	10.5
64703B1014000	10	65	10.5
64703B1016000	10	65	10.5

ZAC des Quatre Chemins - 85400 Sainte Gemme la
Plaine - France
tél : +33 2 51 28 44 00
fax : +33 2 51 28 44 01

Copyright by Simpson Strong-Tie®

As informações contidas neste site são propriedade de Simpson Strong-Tie®
São apenas válidas se associadas aos produtos comercializados pela Simpson Strong-Tie®

X3

**Cavilha de nylon comprida Alto
desempenho**



www.strongtie.pt

SIMPSON

Strong-Tie®

2024-04-28