

MOABAI Template for installation of ABAI

The template allow the installation of the ABAI and prevent the over compression of the Sylodyn® strip under the angle bracket.

Egenskaper

Fordeler

- Prevent the crushing of the Sylodyn® strip.

Matière

*

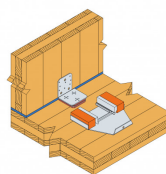
Anvendelse

Bruksområder

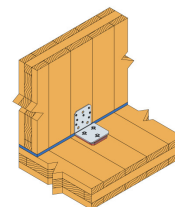
- Sound insulation between wall and floor,
- CLT Panel assembly.

Skjøter

N/A



*ABAI installasjon med
MOABAI monteringsmal.*



*ABAI installasjon med SDS
skruer*

MOABAI
Template for installation of ABAI

Teknisk data

Description

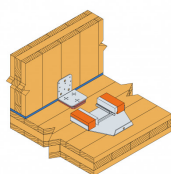
| Art. nr. | Associated product |
|----------|--------------------|
| MOABAI | ABAI105 |

MOABAI Template for installation of ABAI

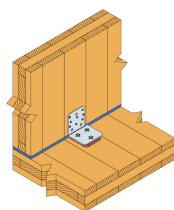
Montering

Installation

1. Place the MOABAI at the right position
2. Place the ABAI in the ABAI
3. Add the SDS screw until the tightening end
4. Remove the MOABAI by pressing on the side.



ABAI installasjon med MOABAI monteringsmal.



ABAI installasjon med SDS skruer

