

CRE
CRE

Usually used as a support, reinforcement in furniture.

Features

Material

Steel quality:

- DD11 steel as per EN 10111

Corrosion protection:

- Hot-dip galvanizing according to DIN EN ISO 1461

Benefits

- Solutions for securing the position for DIY and home projects.

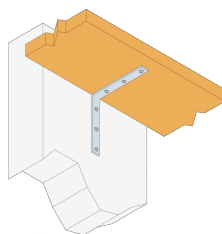
Applications

Applicatons

Wood, wood products

Scope

- Home and garden.

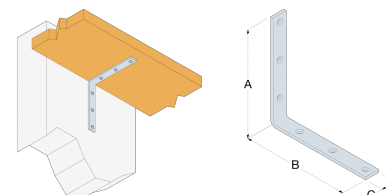


consoles de renfort CRE 70



CRE
CRE

Technical Data



Product Dimensions

References	Product Dimensions [mm]				Joist	Holes flange B
	A	B	C	t	Ø5 (chamfered Ø8.5)	Ø5 (chamfered Ø8.5)
CRE50	54	54	18	4	2	2
CRE70	74	74	18	4	2	2
CRE100	104	104	18	4	3	3
CRE120	124	124	18	4	3	3
CRE140	144	144	18	4	3	3
CRE160	164	164	20	4	3	3
CRE190	194	194	20	4	3	3
CRE250	254	254	20	4	3	3

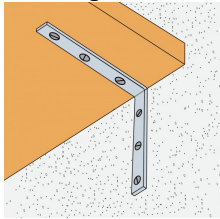
CRE50 up to CRE140 will within the foreseeable future the dimension "A" changed (20mm instead of 18mm)

CRE
CRE

Installation

Fasteners

- Connecting the wood is done with screws, eg CSA.



Fixation d'étagères sur support rigide

CRE
CRE

