

# Technical data sheet

**SIMPSON**

**Strong-Tie**

66T

## Flat T Shaped Bracket

"T" Shaped Bracket

### Features

#### Material

- Pre-galvanised Mild Steel

#### Benefits

**Can be used to reinforce the "T" junction in post to beam/column to beam connection in timber structures.**

### Applications

#### Header member

- Column to beam connections.

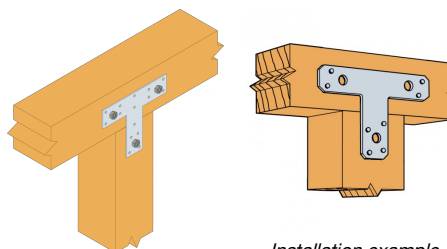
#### For Use With

- Post to beam.



INDOOR

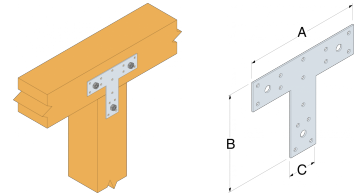
Z275



*Installation example*

66T  
Flat T Shaped Bracket

## Technical Data



Dimensions

References	Dimensions [mm]				Perçages		Quantité par boîte
	A	B	C	t	Ø4.1	Ø11	
66T	152	127	38	2	8	3	10

66T

## Flat T Shaped Bracket

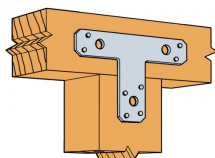
### Installation

#### Fixing

- Boulons,
- Pointes annelées CNA 3,1x35 mm ou CNA 3,7x50 mm...

#### Installation

1. Approcher l'élément à fixer du support,
2. Pointer la ferrure sur l'élément à fixer,
3. Pointer la ferrure sur le support bois.



*Installation example*

66T

## Flat T Shaped Bracket

