Technical data sheet

VPA
Variable Pitch Connector

The VPA is an engineered one-piece connector for attaching I-joist rafters to wall plates.

- *The VPA is adjustable to slopes between 15° and 45° with a special interlock design indicating when the maximum pitch is reached. This product complements the versatile LSSU.*
- *Designed for use with double 38mm top plates with a 50mm seat, which allows sufficient bearing area for most rafters.*
- *No notching of the I-joist is required when using the VPA. This connector reduces the need for bevelled plates and toenailing. It has positive angle nailing to speed installation and to minimise wood splitting.*



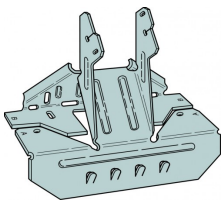



VPA

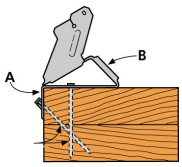

Phase 1 : Installer les pointes Ø4,0x60 dans l'aile A

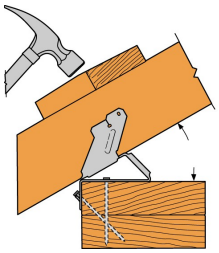

Phase 2 : Régler la pente souhaitée

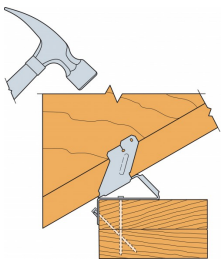

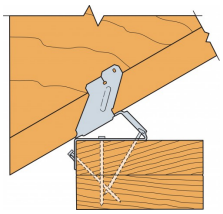

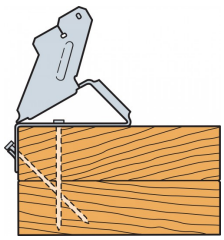

Features

Material

- Pre-galvanised mild steel

Avantages

v

Applications

Suitable For

- Timber Trusses.

When to Use

- Truss to wall plate connections.

Technical Data

Dimensions et valeurs caractéristiques

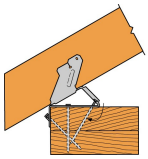

Phase 3 : Installer les pointes Ø4,0x60 dans l'aile B

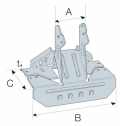

References	Dimensions [mm]		Fixing	
	A	t	Header	Joist
VPA25	46	1.2	8 Ø4,0x60	2 ø3,75x30
VPA50	50	1.2	-	-
VPA4	90	1.2	11 Ø4,0x60	2 ø3,75x30
VPA100	100	1.2	-	-
VPA2	38	1.2	8 ø4,0x60	2 ø3,75x30
VPA35	60	1.2	9 Ø4,0x60	2 ø3,75x30

Characteristic Load Capacity

References	Joist Width [mm]	Corresponding LSSU Item Code	Fasteners					Characteristic Capacity [kN]						
			Header			Joist		Solid Section		I-Joist				
								Timber class C24		LVL Flanges			Solid flanges	
			Qty	Specification	Type	Qty	Specification	Download	Uplift	Download	Uplift	Lateral (F_1)	Download	Uplift
VPA25	45	LSSUI25	8	3.75 x 75	CSA 4.0 x 30	2	3.75 x 30	5.31	1.94	4.76	3.69	3.04	5.31	1.94
VPA50	47	LSSU***/50	9	3.75 x 75	-	2	3.75 x 30	5.31	1.78	-	-	-	5.31	1.78
VPA4	90	LSSU410	11	3.75 x 75	-	2	3.75 x 30	7.94	1.94	14.16	3.69	2.96	7.94	1.94
VPA100	97	LSSU***/100	11	3.75 x 75	-	2	3.75 x 30	8.19	1.78	-	-	-	8.19	1.78
VPA2	38	LSSU28	8	3.75 x 75	-	2	3.75 x 30	-	-	4.76	3.69	3.04	-	-
VPA35	59	LSSUI35	9	3.75 x 75	-	2	3.75 x 30	6.19	1.94	6.79	3.69	2.37	6.19	1.94

Copyright by Simpson Strong-Tie®