

## Technical data sheet

**SIMPSON****Strong-Tie®**

SHB

### Rafter Connectors SHB

SHB connectors are designed to carry horizontal forces. The SHH connector is designed to connect rafters with timber (beam pulling a pair of rafters). The SHB connector is designed for mounting to a concrete rim. SHH / SHB rafter joints are used in roofs with slopes of 30° to 60° degrees.

SHB is available in three standard sizes:

SHB 80 for rafter width 80 mm;

SHB 100 for rafter width 100 mm, and

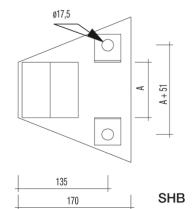
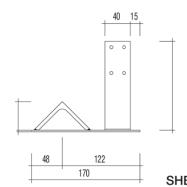
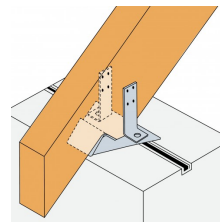
SHB 120 for rafter width 120 mm

Other widths may be custom made

Rafter connectors B are used to secure collar beam and the rafters in the bottom construction.

They can be quickly installed and provide safe and dimensionally stable connection between the roof and substructure

Rafter connectors is also available as a type H for connection to the rafters.



## Features

### Material

#### **Steel quality:**

**Angle: S 355 MC DIN EN 10149-2 else: S 235 JR according to DIN EN 10025**

#### **Corrosion protection:**

**Galvanizing layer thickness of about 55 microns in accordance with DIN EN 1461**

### Benefits

- Suitable for connection of rafters, easy installation

## Applications

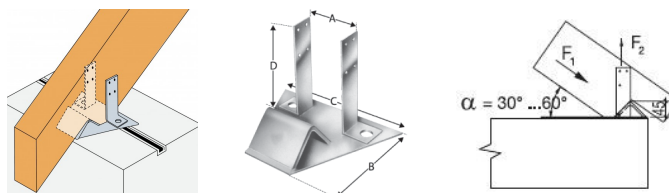
### Applicatons

- Wood, wood products, concrete

\*

## SHB Rafter Connectors SHB

## Technical Data



Available dimensions

References	Dimensions [mm]							Holes	
	A	B	C	D	t <sub>1</sub>	t <sub>2</sub>	Ø	Anchor	Fasteners
SHB80	84	170	220	140	2	2.5	5 ; 17,5	2	8
SHB100	104	170	240	140	2	2.5	5 ; 17,5	2	8
SHB120	124	170	260	140	2	2.5	5 ; 17,5	2	8

Characteristic capacity

References	Fixing - Fasteners		Characteristic capacity [kN]	
	Anchor	CNA4,0x50	R <sub>1,k</sub>	R <sub>2,k</sub>
SHB80	2	8	58.4	17.8
SHB100	2	8	73	17.8
SHB120	2	8	87.5	17.8

The values of the load capacities apply to rafters with an inclination between 30 ° and 60 °.

The following applies:

$\frac{F_{1,d}}{R_{1,k}} \leq 1$  The anchoring by means of bolts must be verified for the load of F1.d and, if applicable, for F2.d.

The connection can be made directly with anchor bolts in the concrete or with hammer head screws in anchor rails.

Evidence for the bolts must be provided.

## Installation

### Fasteners

- **Fixing the concrete is carried out using anchor bolts**

