

Technical data sheet

SIMPSON
Strong-Tie

CSA-S

Screws for Torx head connectors - Stainless steel

CSA-S connector screw is made from A4 marine grade stainless steel. It was developed for installing Simpson Strong-Tie stainless steel connectors to timber, in order to obtain the published load bearing capacities. The conical shape under the head ensures a full contact with the connector which increases the transfer of force. A fixed connection with larger cross-bearing capacity than for standard screws is obtained. The 6 lobe recess helps to fix the screw during insertion.

[Find it in the Solid Wood Application >](#)

Features

Material

- A4 stainless steel

Features

- ETA approved (ETA-04/0013)
- T-20 6 lobe drive
- Conical shape under the head for secure fit in connector holes
- Type 17 point to prevent splitting of timber
- 250 screws per box

Applications




Suitable On

- **Supporting / Supported member:** solid wood, composite lumber, glued-laminated wood.

Common Applications

Fixing stainless steel connectors to timber

- Stainless steel joist hangers
- Stainless steel angle brackets
- Stainless steel straps



Connect timber battens.



QDBPC50E

Technical data sheet

SIMPSON

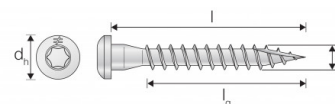
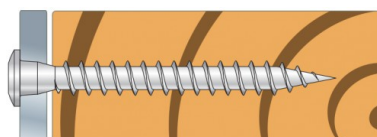
Strong-Tie®

CSA-S

Screws for Torx head connectors - Stainless steel

Technical Data

Product Dimensions



References	Fastener Dimensions [mm]						Characteristic capacities - Timber C24 acc to ETA-04/0013 [kN]			Stocked in UK	Qty/box	Weight [kg]	
	l	l _g	d ₁	d	d _h	Bit	Characteristic Lateral Capacities Flat,k [kN] / Material Thickness [kN]		Characteristic Axial Capacity R _{ax,k} [kN]				
							1.2mm	1.5 to 2.0mm					2.5 to 4.0mm
CSA5.0X25S	25	19	3.15	4.85	8.3	T-20	1.5	1.5	1.4	Yes	1.5	250	0.002
CSA5.0X35S	35	29	3.15	4.85	8.3	T-20	2	1.9	2.1	Yes	2	250	0.004
CSA5.0X40S	40	34	3.15	4.85	8.3	T-20	2.3	2.2	2.5	Yes	2.3	250	0.004

Characteristic Capacities

References	Characteristic Capacities [kN]	
	R _{ax,k}	R _{lat,k}
CSA5.0X25S	1.38	1.49
CSA5.0X35S	2.11	1.99
CSA5.0X40S	2.47	2.25

Characteristic Capacities - used in timber C24

R_{ax} = axial withdrawal capacity

R_{lat} = lateral capacity

CSA-S

Screws for Torx head connectors - Stainless steel



SIMPSON

Strong-Tie®