

Technical data sheet

SIMPSON

Strong-Tie

ECP

Light Duty Flat L Bracket

Light angle brackets are used in a large number of DIY applications and are commonly used for reinforcing furniture assemblies.

Features

Material

- Steel S235JR according to NF EN 10025, electro-galvanized finish.

Benefits

- Large range for multi use.
- Suitable for use on timber and concrete.

Applications

Header member

- **Supporting member:** wood, etc.

For Use With

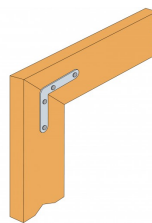
- Solid wood.
- Panels.
- PVC, etc.



EZ

INDOOR

EPD
EN 15804



Timber connection



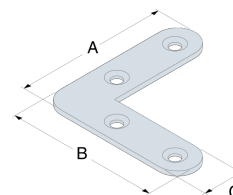
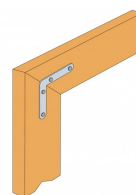
Technical data sheet

SIMPSON**Strong-Tie**[®]

ECP

Light Duty Flat L Bracket

Technical Data



Product Dimensions

Timber connection

References	Product Dimensions [mm]				Joist			Holes flange B			Weight [kg]
	A	B	C	t	Ø3.6	Ø3.8	Ø4.5	Ø3.6	Ø3.8	Ø4.5	
ECP30/1.2	30	30	10	1.2	-	2	-	-	2	-	0.005
ECP40/1.2	40	40	10	1.2	-	2	-	-	2	-	0.006
ECP60/1.5	60	60	16	1.5	-	-	2	-	-	2	0.018
ECP80/2	80	80	16	2	-	-	2	-	-	2	0.034
ECP100/2	100	100	16	2	-	-	2	-	-	2	0.044

ECP

Light Duty Flat L Bracket

Installation

Fixing

Countersunk holes:

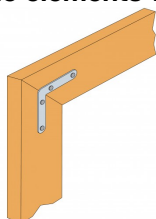
- Type 30 to 80 dia. 4.2 mm.
- Type 90 to 140 dia. 5.5 mm.

On wood:

- CNA annular ring-shank nails dia. 3.1 x 35 mm and dia. 4.0 x 35 mm.
- SD8 screws dia. 4.0 x 32 mm.

Installation

1. Place the elements together
2. Mark out positions if required
3. Fix the elements with nail or screws



Timber connection

ECP

Light Duty Flat L Bracket