

## Technical data sheet

**SIMPSON****Strong-Tie**

CSA-ZT

### Quik Drive® CSA Connector Screw Impreg+

*Quik Drive® collated CSA connector screw is developed for mounting of steel connectors to timber.*

*The conical head secures fully contact to the connector which increases the transfer of force. A fixed connection with larger cross-bearing capacity than for standard screws is obtained. The torx helps to fix the screw during insertion.*

## Features

### Material

- Steel quality: Carbon steel
- Corrosion protection: Impreg®+

### Advantages

- The thread is developed for timber and ensures a light and quick running into the timber
- The timber does not crack
- The conical shape under the head allow a full contact of the screw with the hole.
- The Impreg®+ coating allow the use of these screws in outdoor condition


## Applications

### Applications

**Main beam / Secondary beam: solid wood, composite lumber, glued laminated wood**

### When to use

- Fixing of connectors
- Joist hangers
- Wind bracing straps etc.



CSA-ZT

**Quik Drive® CSA Connector Screw Impreg+**

# Technical Data

Product Dimensions

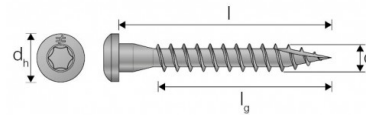
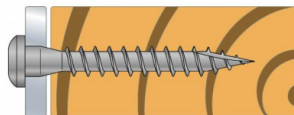


Table "Product Dimensions" cannot be displayed : no references available.

CSA-ZT

**Quik Drive® CSA Connector Screw Impreg+**



**SIMPSON**

**Strong-Tie**