

BSIN
Internal Flange Face Fix Hanger

SAE and SAI ranges are heavy-duty hangers designed for applications requiring additional strength.
SAE hangers have bolt holes for 12mm fasteners into the face.

SAE Timber Bolted capacity to be determined according to the relevant standards. Do not exceed the load values given in the Bolt Attachment table.

The hanger depth is to be at least 60% of the carried member depth to prevent rotation, unless additional lateral restraint is added to the top of the carried member.



Features

Material

Pre-galvanised mild steel.

Advantages

Quick and simple installation.

Applications

Support

**Solid Timber
I-Joists
Steel**

Intend Use

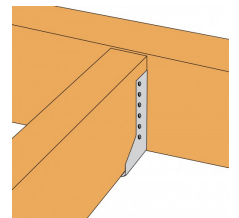
**Solid sawn timber joists.
Purlins.**



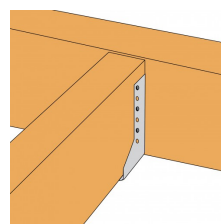
SAI Internal Flange Hanger



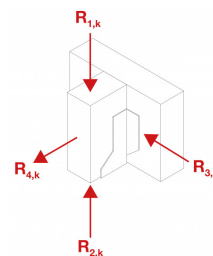
Internal Flange Face Fix Hanger SAIL



Full nailing



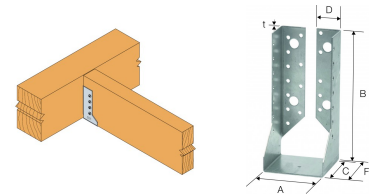
Partial Nailing



BSIN
Internal Flange Face Fix Hanger

Technical Data

Product Dimensions



References	Joist Size [mm]				Product Dimensions [mm]							Header holes	Joist holes	Box Quantity
	Width		Height		A	B	C	D	F	t	Ø5 [mm]	Ø5 [mm]		
	min	max	min	max										
BSIN40/105	38	40	115	158	40	105	76	17.5	82	2	6	6	50	
BSIN45/78	43	45	88	116	45	77.5	76	17.5	82	2	4	4	50	
BSIN45/127	43	45	138	191	45	127.5	84	18.5	86	2	8	8	50	
BSIN48/126	46	48	136	189	48	126	84	18.5	86	2	8	8	50	
BSIN48/166	46	48	186	276	48	166	84	18.5	86	2	10	10	40	
BSIN51/100	49	51	110	149	51	99.5	76	17.5	82	2	6	6	50	
BSIN60/95	58	60	105	143	60	95	76	17.5	82	2	6	6	50	
BSIN60/160	58	60	180	266	60	160	84	18.5	86	2	10	10	40	
BSIN64/93	62	64	103	140	64	93	76	34	82	2	10	6	50	
BSIN64/118	62	64	128	177	64	118	76	34	82	2	16	9	50	
BSIN76/112	74	76	122	168	76	112	76	34	82	2	16	9	50	
BSIN80/110	78	80	120	165	80	110	76	34	82	2	16	9	50	
BSIN80/130	78	80	140	195	80	130	76	34	82	2	16	10	40	
BSIN80/150	78	80	170	250	80	150	76	34	82	2	20	12	40	
BSIN80/180	78	80	190	270	80	180	76	34	82	2	26	15	30	
BSIN80/210	78	80	220	315	80	210	76	34	82	2	32	18	30	
BSIN90/145	88	90	165	240	90	145	76	34	82	2	20	12	40	
BSIN98/141	96	98	155	218	98	141	76	34	82	2	20	12	40	
BSIN100/100	98	100	110	150	100	100	84	41.5	86	2	16	8	30	
BSIN100/140	98	100	150	210	100	140	76	34	82	2	20	12	40	
BSIN100/170	98	100	180	255	100	170	76	34	82	2	26	15	30	
BSIN100/200	98	100	210	300	100	200	76	34	82	2	32	18	30	
BSIN115/163	113	115	172	244	115	162.5	76	34	82	2	26	15	30	
BSIN115/193	113	115	202	289	115	192.5	76	34	82	2	32	16	30	
BSIN120/130	118	120	140	195	120	130	76	34	82	2	20	12	30	
BSIN120/160	118	120	170	240	120	160	76	34	82	2	26	15	30	
BSIN120/190	118	120	200	285	120	190	76	34	82	2	32	18	30	
BSIN140/120	138	140	143	180	140	120	84	41.5	86	2	20	10	40	
BSIN140/180	138	140	190	270	140	180	84	41.5	86	2	32	16	30	

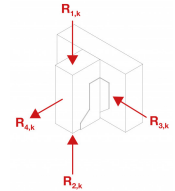
Combined load:

$$\sum \left(\frac{F_{i,d}}{R_{i,d}} \right)^2 \leq 1$$

Technical data sheet



BSIN Internal Flange Face Fix Hanger



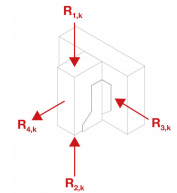
Product capacities - Timber to timber - Full nailing

References	Product capacities - Timber to timber - Full nailing																
	Number of Fasteners		Characteristic capacities - Timber C24 [kN]														
	Header	Joist	R _{1,k}				R _{2,k}				R _{3,k}				R _{4,k}		
	Qty	Qty	CNA 4.0x35	CNA 4.0x40	CNA 4.0x50	CNA 4.0x60	CNA 4.0x35	CNA 4.0x40	CNA 4.0x50	CNA 4.0x60	CNA 4.0x35	CNA 4.0x40	CNA 4.0x50	CNA 4.0x60	CNA 4.0x35	CNA 4.0x40	CNA 4.0x50
BSIN40/105	6	6	4.4	5.1	-	-	2.8	3.4	-	-	0.7	0.7	-	-	1.8	2.2	-
BSIN45/78	4	4	2.6	3.1	-	-	1.5	1.9	-	-	0.3	0.4	-	-	1.2	1.5	-
BSIN45/127	8	8	8.3	9.6	-	-	4.5	5.4	-	-	1.3	1.4	-	-	2.5	2.9	-
BSIN48/126	8	8	8.2	9.5	-	-	4.5	5.4	-	-	1.3	1.4	-	-	2.5	2.9	-
BSIN48/166	10	10	11.8	13.5	-	-	6.4	7.7	-	-	1.6	1.7	-	-	3.1	3.7	-
BSIN51/100	6	6	4	4.7	-	-	2.8	3.4	-	-	0.7	0.7	0.9	-	1.8	2.2	2.9
BSIN60/95	6	6	3.7	4.3	5.7	-	2.8	3.4	4.4	-	0.7	0.7	0.9	0.9	1.8	2.2	2.9
BSIN60/160	10	10	11.5	13.1	16.6	-	6.4	7.7	10	-	1.6	1.7	2.1	2.2	3.1	3.7	4.9
BSIN64/93	10	6	6.6	7.8	10.3	12.4	4.2	5	6.6	8.2	1.2	1.3	1.6	1.7	3.1	3.7	4.9
BSIN64/118	16	9	11.8	13.9	18.1	21.7	9.5	11.3	14.8	18	2.6	2.8	3.4	3.6	4.9	5.9	7.8
BSIN76/112	16	9	10.8	12.7	16.6	20	9.5	11.3	14.8	18	2.6	2.8	3.4	3.7	4.9	5.9	7.8
BSIN80/110	16	9	10.4	12.3	16.1	19.5	9.5	11.3	14.8	18	2.6	2.8	3.4	3.7	4.9	5.9	7.8
BSIN80/130	16	10	13.7	16	20.6	24.3	9.5	11.3	14.8	18	2.2	2.4	2.9	3.1	4.9	5.9	7.8
BSIN80/150	20	12	18.2	21.2	27.3	32	13.3	15.9	20.7	25	3.3	3.6	4.3	4.6	6.1	7.4	9.8
BSIN80/180	26	15	26.2	30.4	37.7	40.1	19.2	22.8	29.6	35.4	4.5	4.9	6	6.3	8	9.6	12.7
BSIN80/210	32	18	33.5	36.7	44.3	47.2	28.1	32.9	40	42.5	6.1	6.7	8.1	8.6	9.8	11.8	15.7
BSIN90/145	20	12	17.3	20.2	26.1	30.7	13.3	15.9	20.7	25	3.3	3.6	4.4	4.6	6.1	7.4	9.8
BSIN98/141	20	12	16.6	19.4	25.1	29.7	13.3	15.9	20.7	25	3.2	3.5	4.2	4.4	6.1	7.4	9.8
BSIN100/100	16	8	9.9	11.7	15.4	18.6	9.4	11.2	14.6	17.8	2.6	2.9	3.5	3.7	4.9	5.9	7.8
BSIN100/140	20	12	16.4	19.2	24.8	29.4	13.3	15.9	20.7	25	3.3	3.6	4.4	4.7	6.1	7.4	9.8
BSIN100/170	26	15	24.3	28.3	36.3	40.1	19.2	22.8	29.6	35.4	4.5	5	6	6.4	8	9.6	12.7
BSIN100/200	32	18	31.9	36.7	44.3	47.2	28.1	32.9	40	42.5	6.2	6.8	8.2	8.7	9.8	11.8	15.7
BSIN115/163	26	15	22.7	26.5	34.2	40.1	19.2	22.8	29.6	35.4	4.7	5.2	6.3	6.7	8	9.6	12.7
BSIN115/193	32	16	30.2	33	39.9	42.5	26.6	29.3	35.5	37.8	6.4	7	8.5	9	9.8	11.8	15.7
BSIN120/130	20	12	14.5	17.1	22.2	26.6	13.3	15.9	20.7	25	2.2	2.4	2.9	3.1	4.9	5.9	7.8
BSIN120/160	26	15	22.1	25.8	33.4	39.4	19.2	22.8	29.6	35.4	4.6	5	6	6.4	8	9.6	12.7
BSIN120/190	32	18	29.7	34.5	44.3	47.2	28.1	32.9	40	42.5	6.2	6.8	8.3	8.8	9.8	11.8	15.7
BSIN140/120	20	10	13.9	16.4	21.4	25.8	13.3	15.9	20.6	23.6	3.2	3.5	4.2	4.5	6.1	7.4	9.8
BSIN140/180	32	16	28.9	33	39.9	42.5	26.6	29.3	35.5	37.8	6.5	7.1	8.5	9.1	9.8	11.8	15.7

Technical data sheet



BSIN
Internal Flange Face Fix Hanger



Product capacities - Timber to timber - Partial nailing

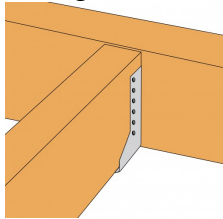
References	Product capacities - Timber to timber - Partial nailing																
	Number of Fasteners		Characteristic capacities - Timber C24 [kN]														
	Header	Joist	R _{1,k}				R _{2,k}				R _{3,k}				R _{4,k}		
	Qty	Qty	CNA 4.0x35	CNA 4.0x40	CNA 4.0x50	CNA 4.0x60	CNA 4.0x35	CNA 4.0x40	CNA 4.0x50	CNA 4.0x60	CNA 4.0x35	CNA 4.0x40	CNA 4.0x50	CNA 4.0x60	CNA 4.0x35	CNA 4.0x40	CNA 4.0x50
BSIN64/93	6	4	3.7	4.4	5.7	7	2.8	3.4	4.4	5.4	0.9	0.9	1.1	1.2	1.8	2.2	2.9
BSIN64/118	10	5	7.7	9	11.7	14	6.4	7.7	10	11.8	2.1	2.3	2.8	3	3.1	3.7	4.9
BSIN76/112	10	5	7.1	8.3	10.9	13	6.4	7.7	10	11.8	2.2	2.4	2.8	3	3.1	3.7	4.9
BSIN80/110	10	5	6.9	8.1	10.6	12.7	6.4	7.7	10	11.8	2.2	2.4	2.9	3	3.1	3.7	4.9
BSIN80/130	10	6	8.9	10.4	13.4	15.8	6.4	7.7	10	12.1	1.8	2	2.4	2.6	3.1	3.7	4.9
BSIN80/150	12	6	11.5	13.4	17.2	18.9	8.7	10.3	13.3	14.2	2.4	2.6	3.2	3.4	3.7	4.4	5.9
BSIN80/180	14	8	14	16.2	20.7	23.6	11.1	13.2	17	18.9	2.8	3.1	3.7	3.9	4.3	5.1	6.9
BSIN80/210	18	10	19.7	22	26.6	28.3	16.6	18.3	22.2	23.6	4.1	4.5	5.5	5.8	5.5	6.6	8.8
BSIN90/145	12	6	11	12.8	16.5	18.9	8.7	10.3	13.3	14.2	2.4	2.6	3.2	3.4	3.7	4.4	5.9
BSIN98/141	10	6	10	11.6	14.8	17.2	8.3	9.9	12.7	14.2	1.6	1.8	2.2	2.3	3.1	3.7	4.9
BSIN100/100	8	4	6.1	7.1	9.3	11.1	4.5	5.4	7.1	8.6	1.4	1.5	1.8	1.9	2.5	2.9	3.9
BSIN100/140	12	6	10.5	12.3	15.8	18.6	8.7	10.3	13.3	14.2	2.4	2.6	3.2	3.4	3.7	4.4	5.9
BSIN100/170	14	8	12.9	15	19.3	22.6	11.1	13.2	17	18.9	2.8	3.1	3.7	4	4.3	5.1	6.9
BSIN100/200	18	10	18.6	21.5	26.6	28.3	16.6	18.3	22.2	23.6	4.2	4.6	5.6	5.9	5.5	6.6	8.8
BSIN115/163	12	8	11.5	13.3	17.1	19.9	10.7	12.6	16.2	18.9	2	2.2	2.7	2.9	3.7	4.4	5.9
BSIN115/193	16	8	16.8	18.4	22.2	23.6	13.3	14.6	17.8	18.9	3.3	3.6	4.4	4.6	4.9	5.9	7.8
BSIN120/130	10	6	8.9	10.4	13.4	15.8	8.3	9.9	12.7	14.2	1.8	2	2.4	2.6	3.1	3.7	4.9
BSIN120/160	14	8	11.7	13.7	17.8	21	11.1	13.2	17	18.9	2.8	3.1	3.8	4	4.3	5.1	6.9
BSIN120/190	18	10	17.4	20.2	25.9	28.3	16.6	18.3	22.2	23.6	4.2	4.6	5.6	6	5.5	6.6	8.8
BSIN140/120	10	6	8.2	9.6	12.5	14.8	6.4	7.7	10	12.1	1.7	1.8	2.2	2.3	3.1	3.7	4.9
BSIN140/180	16	8	16.8	18.4	22.2	23.6	13.3	14.6	17.8	18.9	3.3	3.6	4.4	4.7	4.9	5.9	7.8

BSIN
Internal Flange Face Fix Hanger

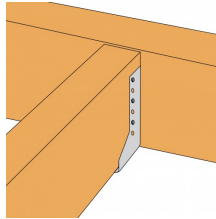
Installation

Fasteners

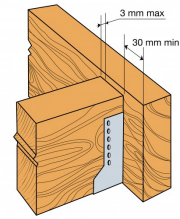
Install using 3.75 x 30mm square twist nails.



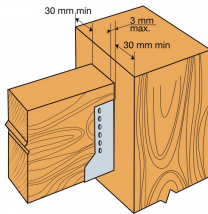
Full nailing



Partial Nailing



Installation on joist



Installation on Post

BSIN
Internal Flange Face Fix Hanger

