

HIUQ Engineered Joist to SIP Panel Hanger

The IUQ and HIUQ is the first hanger range specifically designed to allow engineered joists to be face fixed to a structural insulated panel (SIP), when used in conjunction with the CSA screws and SSSH screws respectively. (CSA & SSH screws supplied with hangers).

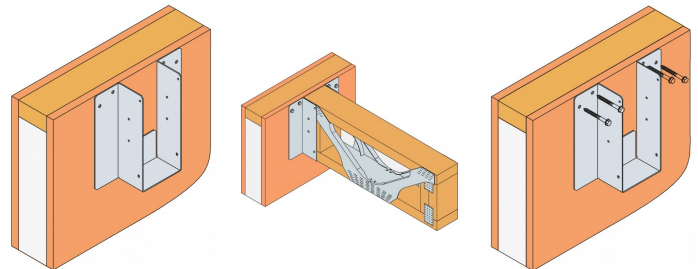
The IUQ and HIUQ (standard and heavy duty respectively) can be used with either metal web or engineered I-joists.

Joists no longer sit on top of the wall, thus eliminating thermal bridging at the joist/wall junction.

Cuts down on the time consuming and costly process of placing timber blocking pieces between the joists and the wall panels, creating a better air seal.

Installation is simple and efficient, requiring 4 CSA screws for the IUQ installation and 4 SSSH screws for the HIUQ installation.

The square twist nails can be installed into the joist at a positive angle to help reduce the chance of splitting the joist bottom chords.

CE

HIUQ
Engineered Joist to SIP Panel Hanger

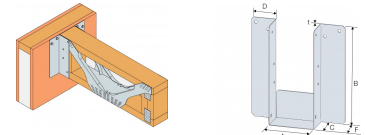
Technical Data

Technical data sheet



HIUQ Engineered Joist to SIP Panel Hanger

Product Dimensions



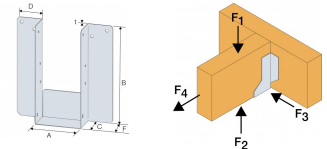
References	Joist Size [mm]		Product Dimensions [mm]						Header holes	Joist holes	
	Width	Height	A	B	C	D	F	t	Ø6.2	Ø4	Ø6x4 Oblong
HIUQ195/75SCR	72	195	75	195	63	63	65	2	4	6	2
HIUQ202/75SCR	72	202	75	202	63	63	65	2	4	6	2
HIUQ219/75SCR	72	219	75	219	63	63	65	2	4	6	2
HIUQ225/75SCR	72	225	75	225	63	63	65	2	4	6	2
HIUQ254/75SCR	72	254	75	254	63	63	65	2	4	6	2
HIUQ304/75SCR	72	304	75	304	63	63	65	2	4	6	2
HIUQ373/75SCR	72	373	75	373	63	63	65	2	4	6	2
HIUQ418/75SCR	72	418	75	418	63	63	65	2	4	6	2
HIUQ421/75SCR	72	421	75	421	63	63	65	2	4	6	2
HIUQ195/99SCR	97	195	99	195	63	63	65	2	4	6	2
HIUQ202/99SCR	97	202	99	202	63	63	65	2	4	6	2
HIUQ219/99SCR	97	219	99	219	63	63	65	2	4	6	2
HIUQ225/99SCR	97	225	99	225	63	63	65	2	4	6	2
HIUQ254/99SCR	97	254	99	254	63	63	65	2	4	6	2
HIUQ304/99SCR	97	304	99	304	63	63	65	2	4	6	2
HIUQ373/99SCR	97	373	99	373	63	63	65	2	4	6	2
HIUQ418/99SCR	97	418	99	418	63	63	65	2	4	6	2
HIUQ421/99SCR	97	421	99	421	63	63	65	2	4	6	2
HIUQ195/125SCR	122	195	125	195	63	63	65	2	4	6	2
HIUQ202/125SCR	122	202	125	202	63	63	65	2	4	6	2
HIUQ219/125SCR	122	219	125	219	63	63	65	2	4	6	2
HIUQ254/125SCR	122	254	125	254	63	63	65	2	4	6	2
HIUQ304/125SCR	122	304	125	304	63	63	65	2	4	6	2
HIUQ373/125SCR	122	373	125	373	63	63	65	2	4	6	2
HIUQ418/125SCR	122	418	125	418	63	63	65	2	4	6	2
HIUQ195/146SCR	2x72	195	146	195	63	63	65	2	4	6	2
HIUQ202/146SCR	2x72	202	146	202	63	63	65	2	4	6	2
HIUQ219/146SCR	2x72	219	146	219	63	63	65	2	4	6	2
HIUQ225/146SCR	2x72	225	146	225	63	63	65	2	4	6	2
HIUQ254/146SCR	2x72	254	146	254	63	63	65	2	4	6	2
HIUQ304/146SCR	2x72	304	146	304	63	63	65	2	4	6	2
HIUQ373/146SCR	2x72	373	146	373	63	63	65	2	4	6	2
HIUQ418/146SCR	2x72	418	146	418	63	63	65	2	4	6	2
HIUQ421/146SCR	2x72	421	146	421	63	63	65	2	4	6	2
HIUQ195/150SCR	1x147 or 2x72	195	150	195	63	63	65	2	4	6	2
HIUQ202/150SCR	1x147 or 2x72	202	150	202	63	63	65	2	4	6	2
HIUQ254/150SCR	1x147 or 2x72	254	150	254	63	63	65	2	4	6	2
HIUQ304/150SCR	1x147 or 2x72	304	150	304	63	63	65	2	4	6	2
HIUQ418/150SCR	1x147 or 2x72	418	150	418	63	63	65	2	4	6	2
HIUQ195/196SCR	2x97	195	196	195	63	63	65	2	4	6	2
HIUQ202/196SCR	2x97	202	196	202	63	63	65	2	4	6	2
HIUQ219/196SCR	2x97	219	196	219	63	63	65	2	4	6	2
HIUQ225/196SCR	2x97	225	196	225	63	63	65	2	4	6	2
HIUQ254/196SCR	2x97	254	196	254	63	63	65	2	4	6	2
HIUQ304/196SCR	2x97	304	196	304	63	63	65	2	4	6	2

Technical data sheet



HIUQ Engineered Joist to SIP Panel Hanger

References	Joist Size [mm]		Product Dimensions [mm]						Header holes	Joist holes	
	Width	Height	A	B	C	D	F	t	Ø6.2	Ø4	Ø6x4 Oblong
HIUQ373/196SCR	2x97	373	196	373	63	63	65	2	4	6	2
HIUQ418/196SCR	2x97	418	196	418	63	63	65	2	4	6	2
HIUQ421/196SCR	2x97	421	196	421	63	63	65	2	4	6	2
HIUQ195/246SCR	2x122	195	246	195	63	63	65	2	4	6	2
HIUQ202/246SCR	2x122	202	246	202	63	63	65	2	4	6	2
HIUQ219/246SCR	2x122	219	246	219	63	63	65	2	4	6	2
HIUQ225/246SCR	2x122	225	246	225	63	63	65	2	4	6	2
HIUQ254/246SCR	2x122	254	246	254	63	63	65	2	4	6	2
HIUQ304/246SCR	2x122	304	246	304	63	63	65	2	4	6	2
HIUQ418/246SCR	2x122	418	246	418	63	63	65	2	4	6	2
HIUQ195/296SCR	2x147	195	296	195	63	63	65	2	4	6	2
HIUQ219/296SCR	2x147	219	296	219	63	63	65	2	4	6	2
HIUQ225/296SCR	2x147	225	296	225	63	63	65	2	4	6	2
HIUQ254/296SCR	2x147	254	296	254	63	63	65	2	4	6	2
HIUQ304/296SCR	2x147	304	296	304	63	63	65	2	4	6	2
HIUQ373/296SCR	2x147	373	296	373	63	63	65	2	4	6	2
HIUQ418/296SCR	2x147	418	296	418	63	63	65	2	4	6	2
HIUQ421/296SCR	2x147	421	296	421	63	63	65	2	4	6	2



Product characteristic capacities

References	Number of Fasteners			Characteristic Capacities [kN]		Safe Working Loads [kN]	
	Header	Joist		R _{1,k}	R _{2,k}	R _{1,SWL, Long Term}	R _{2,SWL, Short Term}
	Qty	Qty	Type	SSH6.0x60	SSH6.0x60	SSH6.0x60	SSH6.0x60
HIUQ	4	8	N3.75x30	18.1	8	7.5	4

* Refer to Capacity Table Columns for type of fasteners that can be used into the header.

Winchester Road Cardinal Point Tamworth
Staffordshire B78 3HG
tel: +44 1827 255600
fax: +44 1827 255616

Copyright by Simpson Strong-Tie®

Information presented on this document is the exclusive property of Simpson Strong-Tie®
It is valid only when associated with products supplied by Simpson Strong-Tie®

HIUQ
Engineered Joist to SIP Panel
Hanger



www.strongtie.co.uk



2024-04-18