

Technical data sheet

SIMPSON

Strong-Tie

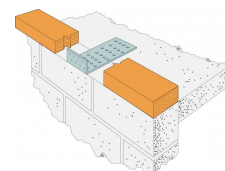

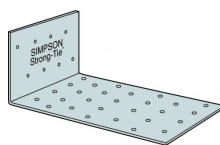

SPA Sole Plate Anchor

The SPA is a versatile bracket used to attach timber sole plates to concrete foundations.

Features

Material

- Pre-galvanised mild steel



SPA
Sole Plate Anchor

Technical Data

SPA - Dimensions

References	Product Dimensions [mm]				Holes - Flange A	Holes - Flange B
	A	B	C	t	Ø3	Ø3
SPA38	37	191	83	1	8	28
SPA50	52	177	83	1	8	28

