

## HJHM Masonry Hangers

*The HJHM range of joist hangers can be used to connect solid sawn joists, trusses, and engineered joists to masonry walls or steel beams.*

- *Top flange provides widest area in contact with masonry support allowing superior performance.*
- *HJHM side flange on deeper hangers is much higher than traditional style, providing greatly enhanced resistance to joist rotation.*

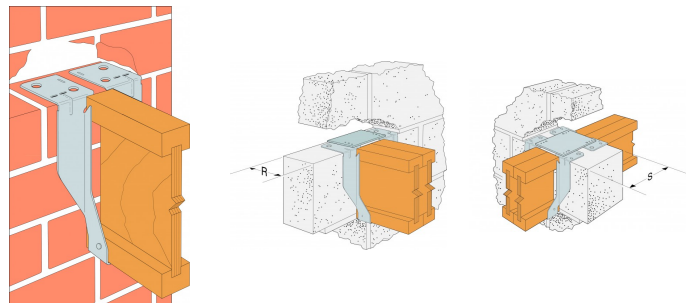

### Features

#### Material

- Pre-galvanised mild steel

#### Benefits

- Built-in inspection slot at the base of the hanger to aid inspection from the ground.
- HJHM: Heavy duty masonry hanger for higher load carrying capacity.
- Top flange provides widest area in contact with masonry support allowing superior performance.
- Embossments on JHM stiffen top flange and holes allow improved mortar keying.
- Side flange is much higher than traditional style, providing greatly enhanced resistance to joist rotation.

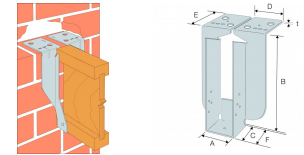


## Technical Data

# Technical data sheet



## HJHM Masonry Hangers



### Product Dimensions

References	Joist Size [mm]		Product Dimensions [mm]							Joist holes	
	Height	Width	A	B	C	D	E	F	t	Triangular Hole	Ø6x4 Oblong
HJHM125/40	125	38	40	125	80	110	92.5	83	3	8	2
HJHM150/40	150	38	40	140	80	110	92.5	83	3	8	2
HJHM175/40	175	38	40	175	80	110	92.5	83	3	8	2
HJHM200/40	200	38	40	190	80	110	92.5	83	3	8	2
HJHM225/40	225	38	40	215	80	110	92.5	83	3	8	2
HJHM250/40	250	38	40	240	80	110	92.5	83	3	8	2
HJHM300/40	300	38	40	290	80	110	92.5	83	3	8	2
HJHM125/47	125	45-47	47	125	80	110	92.5	83	3	8	2
HJHM150/47	150	45-47	47	140	80	110	92.5	83	3	8	2
HJHM175/47	175	45-47	47	165	80	110	92.5	83	3	8	2
HJHM200/47	200	45-47	47	190	80	110	92.5	83	3	8	2
HJHM225/47	225	45-47	47	215	80	110	92.5	83	3	8	2
HJHM250/47	250	45-47	47	240	80	110	92.5	83	3	8	2
HJHM300/47	300	45-47	47	290	80	110	92.5	83	3	8	2
HJHM125/50	125	47-50	50	125	80	110	92.5	83	3	8	2
HJHM150/50	150	47-50	50	140	80	110	92.5	83	3	8	2
HJHM175/50	175	47-50	50	165	80	110	92.5	83	3	8	2
HJHM200/50	200	47-50	50	190	80	110	92.5	83	3	8	2
HJHM225/50	225	47-50	50	215	80	110	92.5	83	3	8	2
HJHM250/50	250	47-50	50	240	80	110	92.5	83	3	8	2
HJHM300/50	300	47-50	50	290	80	110	92.5	83	3	8	2
HJHM125/63	125	63	63	125	80	110	92.5	83	3	8	2
HJHM150/63	150	63	63	140	80	110	92.5	83	3	8	2
HJHM175/63	175	63	63	165	80	110	92.5	83	3	8	2
HJHM200/63	200	63	63	190	80	110	92.5	83	3	8	2
HJHM225/63	225	63	63	215	80	110	92.5	83	3	8	2
HJHM250/63	250	63	63	240	80	110	92.5	83	3	8	2
HJHM300/63	300	63	63	290	80	110	92.5	83	3	8	2
HJHM125/75	125	75	75	125	80	110	92.5	83	3	8	2
HJHM150/75	150	75	75	140	80	110	92.5	83	3	8	2
HJHM175/75	175	75	75	165	80	110	92.5	83	3	8	2
HJHM200/75	200	75	75	190	80	110	92.5	83	3	8	2
HJHM225/75	225	75	75	215	80	110	92.5	83	3	8	2
HJHM250/75	250	75	75	240	80	110	92.5	83	3	8	2
HJHM300/75	300	75	75	290	80	110	92.5	83	3	8	2
HJHM125/91	125	2x45	91	125	80	110	92.5	83	3	8	2
HJHM150/91	150	2x45	91	140	80	110	92.5	83	3	8	2
HJHM175/91	175	2x45	91	165	80	110	92.5	83	3	8	2
HJHM200/91	200	2x45	91	190	80	110	92.5	83	3	8	2
HJHM225/91	225	2x45	91	215	80	110	92.5	83	3	8	2
HJHM250/91	250	2x45	91	240	80	110	92.5	83	3	8	2
HJHM300/91	300	2x45	91	290	80	110	92.5	83	3	8	2
HJHM125/96	125	2x47	96	125	80	110	92.5	83	3	8	2
HJHM150/96	150	2x47	96	140	80	110	92.5	83	3	8	2
HJHM175/96	175	2x47	96	165	80	110	92.5	83	3	8	2

# Technical data sheet



## HJHM Masonry Hangers

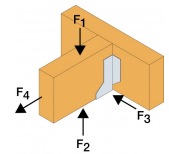
References	Joist Size [mm]		Product Dimensions [mm]							Joist holes	
	Height	Width	A	B	C	D	E	F	t	Triangular Hole	Ø6x4 Oblong
HJHM200/96	200	2x47	96	190	80	110	92.5	83	3	8	2
HJHM225/96	225	2x47	96	215	80	110	92.5	83	3	8	2
HJHM250/96	250	2x47	96	240	80	110	92.5	83	3	8	2
HJHM300/96	300	2x47	96	290	80	110	92.5	83	3	8	2
HJHM125/99	125	96-99	99	125	80	110	92.5	83	3	8	2
HJHM150/99	150	96-99	99	140	80	110	92.5	83	3	8	2
HJHM175/99	175	96-99	99	165	80	110	92.5	83	3	8	2
HJHM200/99	200	96-99	99	190	80	110	92.5	83	3	8	2
HJHM225/99	225	96-99	99	215	80	110	92.5	83	3	8	2
HJHM250/99	250	96-99	99	240	80	110	92.5	83	3	8	2
HJHM300/99	300	96-99	99	290	80	110	92.5	83	3	8	2
HJHM125/116	125	2x60	116	125	80	110	92.5	83	3	8	2
HJHM150/116	150	2x60	116	140	80	110	92.5	83	3	8	2
HJHM175/116	175	2x60	116	165	80	110	92.5	83	3	8	2
HJHM200/116	200	2x60	116	190	80	110	92.5	83	3	8	2
HJHM225/116	225	2x60	116	215	80	110	92.5	83	3	8	2
HJHM250/116	250	2x60	116	240	80	110	92.5	83	3	8	2
HJHM300/116	300	2x60	116	290	80	110	92.5	83	3	8	2
HJHM125/125	125	2x63 or 122	125	125	80	110	92.5	83	3	8	2
HJHM150/125	150	2x63 or 122	125	140	80	110	92.5	83	3	8	2
HJHM175/125	175	2x63 or 122	125	165	80	110	92.5	83	3	8	2
HJHM200/125	200	2x63 or 122	125	190	80	110	92.5	83	3	8	2
HJHM225/125	225	2x63 or 122	125	215	80	110	92.5	83	3	8	2
HJHM250/125	250	2x63 or 122	125	240	80	110	92.5	83	3	8	2
HJHM300/125	300	2x63 or 122	125	290	80	110	92.5	83	3	8	2
HJHM150/135	150	133	135	140	80	110	92.5	83	3	8	2
HJHM175/135	175	133	135	165	80	110	92.5	83	3	8	2
HJHM200/135	200	133	135	190	80	110	92.5	83	3	8	2
HJHM225/135	225	133	135	215	80	110	92.5	83	3	8	2
HJHM250/135	250	133	135	240	80	110	92.5	83	3	8	2
HJHM300/135	300	133	135	290	80	110	92.5	83	3	8	2
HJHM175/142	175	2x70 or 140	142	165	80	110	92.5	83	3	8	2
HJHM200/142	200	2x70 or 140	142	190	80	110	92.5	83	3	8	2
HJHM225/142	225	2x70 or 140	142	215	80	110	92.5	83	3	8	2
HJHM250/142	250	2x70 or 140	142	240	80	110	92.5	83	3	8	2
HJHM300/142	300	2x70 or 140	142	290	80	110	92.5	83	3	8	2
HJHM175/146	175	2x72	146	165	80	110	92.5	83	3	8	2
HJHM200/146	200	2x72	146	190	80	110	92.5	83	3	8	2
HJHM225/146	225	2x72	146	215	80	110	92.5	83	3	8	2
HJHM250/146	250	2x72	146	240	80	110	92.5	83	3	8	2
HJHM300/146	300	2x72	146	290	80	110	92.5	83	3	8	2
HJHM150/150	150	3x50 or 2x75	150	140	80	110	92.5	83	3	8	2
HJHM175/150	175	3x50 or 2x75	150	165	80	110	92.5	83	3	8	2
HJHM200/150	200	3x50 or 2x75	150	190	80	110	92.5	83	3	8	2
HJHM225/150	225	3x50 or 2x75	150	215	80	110	92.5	83	3	8	2
HJHM250/150	250	3x50 or 2x75	150	240	80	110	92.5	83	3	8	2
HJHM300/150	300	3x50 or 2x75	150	290	80	110	92.5	83	3	8	2
HJHM200/180	200	2x89	180	190	80	110	92.5	83	3	8	2
HJHM225/180	225	2x89	180	215	80	110	92.5	83	3	8	2
HJHM250/180	250	2x89	180	240	80	110	92.5	83	3	8	2

# Technical data sheet



## HJHM Masonry Hangers

References	Joist Size [mm]		Product Dimensions [mm]							Joist holes	
	Height	Width	A	B	C	D	E	F	t	Triangular Hole	Ø6x4 Oblong
HJHM300/180	300	2x89	180	290	80	110	92.5	83	3	8	2
HJHM200/190	175	4X47	190	165	80	110	92.5	83	3	8	2
HJHM225/190	225	4X47	190	215	80	110	92.5	83	3	8	2
HJHM250/190	250	4X47	190	240	80	110	92.5	83	3	8	2
HJHM300/190	300	4X47	190	290	80	110	92.5	83	3	8	2
HJHM200/200	200	4x50 or 2x100	200	190	80	110	92.5	83	3	8	2
HJHM225/200	225	4x50 or 2x100	200	215	80	110	92.5	83	3	8	2
HJHM250/200	250	4x50 or 2x100	200	240	80	110	92.5	83	3	8	2
HJHM300/200	300	4x50 or 2x100	200	290	80	110	92.5	83	3	8	2
HJHM225/225	225	3x75	225	215	80	110	92.5	83	3	8	2
HJHM250/225	250	3x75	225	240	80	110	92.5	83	3	8	2
HJHM300/225	300	3x75	225	290	80	110	92.5	83	3	8	2



### Product Capacities - Timber to Masonry

References	Product Dimensions [mm]	Number of Fasteners		Characteristic Capacities [kN]				Safe working loads [kN]			
		Joist		$R_{1,k}$			$R_{2,k}$	$R_{1,SWL,Long Term}$			$R_{2,SWL,Short Term}$
		Qty	Type	2.8N/mm <sup>2</sup> Solid AAC	3.5N/mm <sup>2</sup> Solid LAC	7N/mm <sup>2</sup> Solid DAC		2.8N/mm <sup>2</sup> Solid AAC	3.5N/mm <sup>2</sup> Solid LAC	7N/mm <sup>2</sup> Solid DAC	
HJHM (40-74)	40-74	2	N3.75x30	16	29.7	30	1.8	8	14.8	15	1
HJHM (75-200)	75-200	2	N3.75x30	16	29.7	30	1.8	8	14.8	15	1
HJHM (201-300)	201-300	2	N3.75x30	15.1	15.1	37.6	1.8	8.2	8.2	21.5	1
HJHM (91-200)	91-200	8	4.0x90	16	29.7	41.8	1.8	8	14.8	20.9	1

## HJHM Masonry Hangers

### Installation

#### Installation

- Set the hanger back flange tight against the block wall when built to desired level, then continue with additional courses to complete wall height. Joist should be tight into the back of the hanger. Maximum gap permitted is 6mm.
- Use all specified fasteners.
- A minimum 3 courses of solid block work (675mm masonry) is required above the hanger top flange, with mortar fully cured before applying load.
- Do not stack blocks or heavy loads on the joists during construction unless the joists have additional support to take the full load of the blocks vertically and horizontally.
- The shot-fired pins must be installed by a qualified person in accordance with the manufacturer's installation requirements.

## HJHM Masonry Hangers

### Options

#### Options

- Return configuration provides additional support by wrapping around three sides of the block. Designate "return" and length of return dimensions when ordering.
- Return hangers do not satisfy the requirements for lateral restraint type hangers.
- Straddle configuration provides two hangers connected across top of support enabling exact alignment on both sides of supporting wall. Designate "straddle" and length of straddle dimensions when ordering.
- Other widths and heights available to order.

