

# Technical data sheet



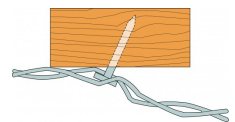
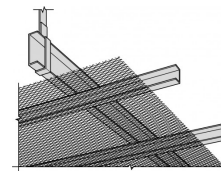
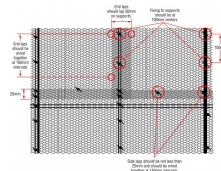
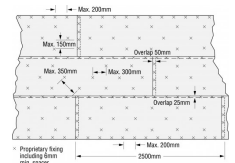

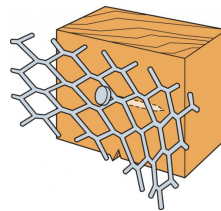
## DML Expanded Metal Lathing

*Ideal for use as a general reinforcement mesh.  
DML Expanded Metal Lathing is widely used as  
a backing to help prevent cracks occurring where  
different materials meet.*

*Available in galvanised for internal use  
and stainless steel for external use.*



UK  
CA



DML  
**Expanded Metal Lathing**

**Technical Data**

DML

References	Material	Dimensions [mm]
DML26/10	Galvanised	2400 x 695 x 0.40
DML26S/5	Stainless Steel	2400 x 695 x 0.40

Winchester Road Cardinal Point Tamworth Staffordshire B78 3HG  
tel: +44 1827 255600  
fax: +44 1827 255616

DML  
**Expanded Metal Lathing**

