

VF Concrete Screw

VF is a concrete screw $\varnothing 7.5$ mm for the assembly of window and door frame elements designed for fixings in various building materials.

Features

Benefits

- Ideal for stand-off fixings
- Allows fixings near the edge
- Small hole diameter
- Prevents deformation of the frame

Applications

Material



- Steel
- White zinc plated

Applications

- Window and door frames
- Wood profiles and battens
- Connectors

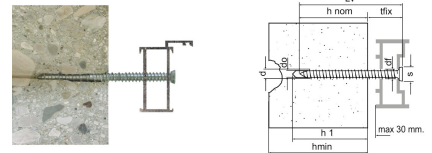
Suitable for

- Non-cracked concrete
- Solid brick
- Honeycomb brick (partially suitable)
- Aerated concrete (partially suitable)
- Solid stone (partially suitable)
- Wood



VF
Concrete Screw

Technical Data



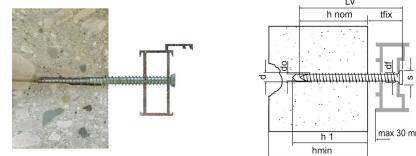
Product Dimension - Cylindrical Head Screw

References	Product Reference	Dimensions [dxL _v] [mm]	Hole diameter [d _o] [mm]	Hole diameter in fixture [d _f] [mm]	Head diameter [s] [mm]	Nominal embedment depth [h _{nom}] [mm]	Fixture thickness [t _{fix}] [mm] ⁽¹⁾	Min. hole depth [h ₁ >] [mm]	Min. support thickness [h _{min}] [mm]	Bit
19418B0506000	VF	Ø5x62*	4	5.2	5	30	30	40	60	T-15
19418B0508000		Ø5x82*	4	5.2	5	30	50	40	60	T-15
19418B0511000		Ø5x112*	4	5.2	5	30	80	40	60	T-15
19418B0706000		Ø7,5x60*	6	6.2	8.5	30	30	40	60	T-30
19418B0707000		Ø7,5x70*	6	6.2	8.5	30	40	40	60	T-30
19418B0708000		Ø7,5x80*	6	6.2	8.5	30	50	40	60	T-30
19418B0709000		Ø7,5x90*	6	6.2	8.5	30	60	40	60	T-30
19418B0710000		Ø7,5x100*	6	6.2	8.5	30	70	40	60	T-30
19418B0712000		Ø7,5x120*	6	6.2	8.5	30	90	40	60	T-30
19418B0713500		Ø7,5x135*	6	6.2	8.5	30	105	40	60	T-30
19418B0715000		Ø7,5x150*	6	6.2	8.5	30	120	40	60	T-30
19418B0718000		Ø7,5x180*	6	6.2	8.5	30	150	40	60	T-30
19418B0721000		Ø7,5x210*	6	6.2	8.5	30	180	40	60	T-30
19418B0724000		Ø7,5x240*	6	6.2	8.5	30	210	40	60	T-30

⁽¹⁾ Max fixing thickness refers to installation on concrete

* Not covered by CE certification

VF Concrete Screw



Product Dimension - Countersunk Head Screw

References	Product Reference	Dimensions [dxL _v] [mm]	Hole diameter [d _o] [mm]	Hole diameter in fixture [d _f] [mm]	Head diameter [s] [mm]	Nominal embedment depth [h _{nom}] [mm]	Fixture thickness [t _{fix}] (1) [mm]	Min. hole depth [h ₁ >] [mm]	Min. support thickness [h _{min}] [mm]	Bit
19419B0704000	VF	Ø7,5x40	6	6.2	11.5	30	10	40	60	T-30
19419B0706000		Ø7,5x60	6	6.2	11.5	30	30	40	60	T-30
19419B0707000		Ø7,5x70	6	6.2	11.5	30	40	40	60	T-30
19419B0708000		Ø7,5x80	6	6.2	11.5	30	50	40	60	T-30
19419B0709000		Ø7,5x90	6	6.2	11.5	30	60	40	60	T-30
19419B0710000		Ø7,5x100	6	6.2	11.5	30	70	40	60	T-30
19419B0712000		Ø7,5x120	6	6.2	11.5	30	90	40	60	T-30
19419B0713500		Ø7,5x135	6	6.2	11.5	30	105	40	60	T-30
19419B0715000		Ø7,5x150	6	6.2	11.5	30	120	40	60	T-30
19419B0718000		Ø7,5x180	6	6.2	11.5	30	150	40	60	T-30
19419B0721000		Ø7,5x210*	6	6.2	11.5	30	180	40	60	T-30
19419B0724000		Ø7,5x240*	6	6.2	11.5	30	210	40	60	T-30

(1) Max fixing thickness refers to installation on concrete

* Size not covered by CE certification

VF Concrete Screw

Recommended loads / for single anchors 1)

References	Product Reference	Dimensions [dxL _v] [mm]	Recommended loads ¹⁾ for single anchor								Max torque ⁵⁾ [Tmax] [Nm]
			Concrete C20/25 ²⁾		Solid brick ²⁾ f _{bk} ≥ 20 N/mm ²		Honeycomb brick (Bimatton) ²⁾ f _{bk} ≥ 10 N/mm ²		Pine-wood ³⁾ ρ _k = 450kg/m ³		
			N _{rec} [kN]	V _{rec} [kN]	N _{rec} [kN]	V _{rec} [kN]	N _{rec} [kN]	V _{rec} [kN]	N _{rec} [kN]	V _{rec} [kN]	
19419B0709000	VF	Ø7,5x90	1.5	1.5	1.3	1.5	0.1	0.3	1.1	-	20
19419B0710000	VF	Ø7,5x100	1.5	1.5	1.3	1.5	0.1	0.3	1.1	-	20
19419B0713500	VF	Ø7,5x135	1.5	1.5	1.3	1.5	0.1	0.3	1.1	-	20
19419B0715000	VF	Ø7,5x150	1.5	1.5	1.3	1.5	0.1	0.3	1.1	-	20
19419B0718000	VF	Ø7,5x180	1.5	1.5	1.3	1.5	0.1	0.3	1.1	-	20

1) The allowable loads Nzul / Vzul were determined from the average values of the breaking loads, taking into account a safety factor $\gamma = 4$ ($\gamma = 5$ for vertically perforated bricks). Design and dimensioning shall be carried out in accordance with the Friulsider design guide.

2) Anchoring base without plaster layer.

concrete: h_{nom} = 30mm

solid masonry: h_{nom} = 40mm

honeycomb brick (Bimatton): h_{nom} = 60mm

3) Pine wood average gross density $\rho_k = 450 \text{ kg/m}^3$ / moisture content approx. 12 % / fiber direction $\alpha > 30^\circ$.

Pine wood: h_{nom} = 40mm

5) The installation torque must be adjusted according to the type of installation and the anchoring base.

VF
Concrete Screw

Installation

