

# Technical data sheet

**SIMPSON**

**Strong-Tie**

CCQ

**Column Cap for use with SSH Screws**

The CCQ type Column Caps can be made to order for all standard timber or engineered timber sizes. CCQ Column Caps are suitable for most post to beam installations using SSH8.0X60 connector screws supplied with the caps. Specify the variable dimensions as shown in the Column Cap Made to Order Form below.

## Features

### Material

**Hot dip galvanised mild steel**

### Advantages

**Easily and quickly installed with SSH screws supplied so no drilling for bolt holes or sourcing different length bolts required.**



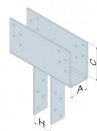
**NEW**



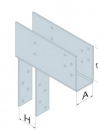
**GALVA**  
50 µm

**INDOOR**

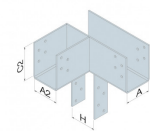
**OUTDOOR**



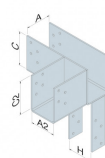
*CCQ Dimensions*



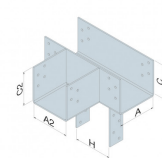
*ECCQ Dimensions*



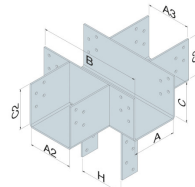
*ECLLQ Dimensions*



*ECCLRQ Dimensions*

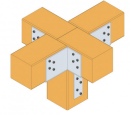


*CCTQ Dimensions*



CCQ  
Column Cap for use with SSH Screws

## Technical Data



### Product Dimensions

*CCCQ Installation*

References	Dimensions [mm]										
	A, A <sub>2</sub> , A <sub>3</sub>		B	C, C <sub>1</sub> , C <sub>2</sub>		H		t <sub>body</sub>	t <sub>legs</sub>	Holes	
	Min	Max		Min	Max	Min	Max			Body Ø9	Legs Ø9
SPEC E CCQ	75	250	280	140	190	75	250	5	5	16	8
SPEC E ECCQ	75	250	280	140	190	75	250	5	5	12	8
SPEC E ECCLLQ	75	250	300	140	190	75	250	5	5	16	8
SPEC E ECCLRQ	75	250	300	140	190	75	250	5	5	16	8
SPEC E CCTQ	75	250	300 - 450	140	190	75	250	5	5	24	8
SPEC E CCCQ	75	250	300 - 450	140	190	75	250	5	5	32	8

1. Refer to individual dimensioned drawings (in product gallery) or order form for relevant dimension.
2. All referenced column cap dimensions are internal

CCQ  
Column Cap for use with SSH Screws

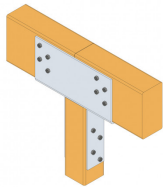
## Installation

### Installation

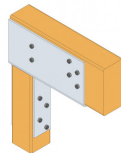
Use SSH8.0x60 (75136) screws supplied with the column caps.  
Install SSH screws with a 13mm Hex Head Socket or T40 Torq Drive bit..  
It is recommended that the SSH screws are installed with torque drill driver, not an impact driver.

### Ordering

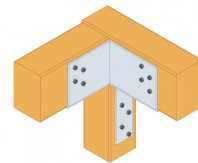
Use CCQ Column Cap Made to Order Form below.  
All referenced column cap width dimensions are internal.



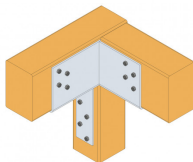
CCQ Installation



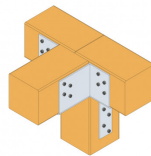
ECCQ Installation



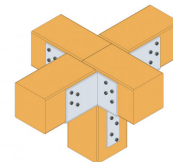
ECCLQ Installation



ECCLRQ Installation



CCTQ Installation



CCCQ Installation

