

PP18 Adjustable Elevated Post Base

PP18 features a post mounting plate on a screw allowing it to be adjusted to a specific standoff height ranging from 180-240 mm. The type PP18/24BZ is the silver version, the PP18/24BB is the black version of this post base.

Suitable for post sizes from a size of 100 x 100 mm.

Features

Material

- **S235JR**
zinc nickel + extra coating silver

Benefits

- Simple, height adjustable
- nice surface
- all load direction possible

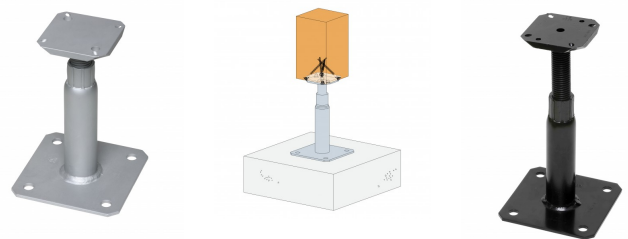
Applications

Header member

- Solid or glulam timber.

Applications

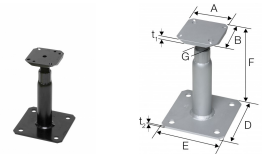
- Post support.
- Garage ports.
- Pergola.
- small halls



PP18
Adjustable Elevated Post Base

Technical Data

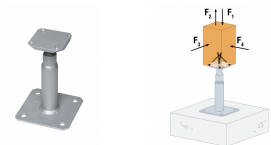
Rozměry a typické hodnoty



Art. nr.	Rozměry a typické hodnoty [mm]								Top plate holes	Bottom plate holes
	A	B	D	E	F	G	t ₁	t ₂	Ø6.5 [mm]	Ø12 [mm]
PP18/24BZ	80	80	130	130	180-240	24	10	4	4	4
PP18/24BB	80	80	130	130	180-240	24	10	4	4	4
PP18/24BG	80	80	130	130	180-240	24	10	4	4	4
PP18/24SG	80	80	130	130	300-360	24	10	4	4	-

The PP18/24BZ is the silver version
the PP18/24BB is the black version

Product capacities - Timber to concrete



Art. nr.	Product capacities - Timber C24							
	Upevňovací prvky				Characteristic capacities - Timber C24 [kN]			
	on post		on concrete		R _{1,k}	R _{2,k}	R _{3/4,k}	
	Qty	Type	Qty	Type				
PP18/24BZ	4	Ø6*	4	Ø10**	min (100.5 /kmod ^{0.6}) ; 93 /kmod	min (11.9 ; 10.3 /kmod)	2.0 /kmod	
PP18/24BB	4	Ø6*	4	Ø10**	min (100.5 /kmod ^{0.6}) ; 93 /kmod	min (11.9 ; 10.3 /kmod)	2.0 /kmod	
PP18/24BG	4	Ø6*	4	Ø10**	min (100.5 /kmod ^{0.6}) ; 93 /kmod	min (11.9 ; 10.3 /kmod)	2.0 /kmod	
PP18/24SG	4	Ø6*	-	-	min (100.5 /kmod ^{0.6}) ; 93 /kmod	min (11.9 ; 10.3 /kmod)	3	

* screw TTZNFS6x100 (art. 74497)

** Refer to the Simpson Strong-Tie anchor product range for suitable anchors. Typical anchor solutions are BOAXII, WA depending on the concrete type, spacing and edge distances.

PP18

Adjustable Elevated Post Base

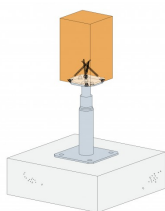
Installation

Fixing

- M10 Bolts
- Ø6mm skewed screws on post

Installation

Fix to the foundation with concrete/mechanical anchor system. Fix to the post using Ø6mm skewed screws.



PP18

Adjustable Elevated Post Base