

Technický list

SIMPSON

Strong-Tie

APB100/150Z

Adjustable Elevated Post Base

APB features a post mounting plate on a screw allowing it to be adjusted to a specific standoff height ranging from 100-150 mm.

Suitable for post sizes 100 x 100 mm to 200 x 200 mm.

Features

Material

- S235JR
- zinc nickel + extra coating silver

Benefits

- Simple, height adjustable
- nice surface

Applications

Header member

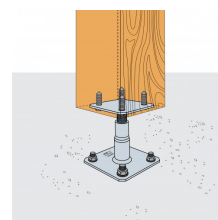
- Solid or glulam timber.

Applications

- Post support.
- Garage ports.
- Pergola.




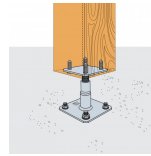
APB100/150



Fixation pied poteau
APB100/150 sur support
rigide

APB100/150Z
Adjustable Elevated Post Base

Technical Data

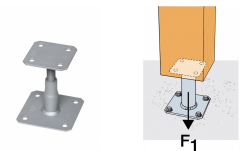


Rozměry a typické hodnoty

Fixation pied poteau APB100/150 sur support rigide

Art. nr.	Rozměry a typické hodnoty [mm]							Top plate holes		Bottom plate holes	
	A	B	D	E	F	G	t	Ø12 [mm]	Ø12 [mm]		
APB100/150Z	100	100	130	130	100-150	20	4	4	4		

Product capacities - Timber to concrete



Art. nr.	Product capacities				
	Upevňovací prvky				Characteristic capacities - Timber C24 [kN]
	on post		on concrete		
	Qty	Type	Qty	Type	$R_{1,k}$
APB100/150Z	4	Ø10*	4	Ø10**	$58/kmod^{0,5}$

* screw LAG10080 , Ø10x80

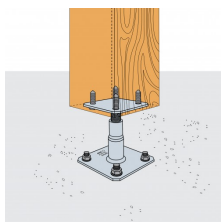
** Refer to the Simpson Strong-Tie anchor product range for suitable anchors. Anchor solutions depend on the concrete type, spacing and edge distances.

APB100/150Z
Adjustable Elevated Post Base

Installation

Fixing

- M10 Bolts on concrete
- Ø10mm screws on post



Fixation pied poteau APB100/150 sur support rigide

APB100/150Z
Adjustable Elevated Post Base

