Technický list

EBC
Úhelník pro opláštění

The EBC (previously ABC) angle bracket has been designed to fix vertical battens directly to the supporting structure without the need for additonal battens, it creates a zone for insulation and/or ventilation between the wall and the cladding.

SC 2

INT

Z350

Features

Material

- Pre-galvanised mild steel.

Benefits

- Connect vertical battens directly to the supporting structure.
- No need for horizontal battens.
- Creates a zone for insulation or ventilation.
- Reduces installation time, materials and cost.
- Suitable for cavities 50mm to 145mm.

Applications

Header member

- **Supporting member:** concrete, masonry, etc.
- **Supported member:** solid wood, etc.

For Use With

- Fastening of battens for exterior cladding.



Disposition des équerres

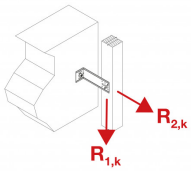



Mise en place d'un pare-pluie

Längsstoss

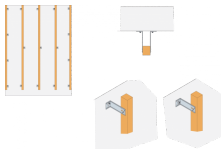

Technický list

EBC
Úhelník pro opláštění

Technical Data

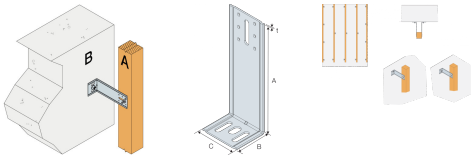

Rozměry a typické hodnoty

Art. nr.	Rozměry a typické hodnoty [mm]				Příruba A		Hlava	
	A	B	C	t	Ø5	Ø8,5x40	Ø8,5x30	Ø11,5x20
EBC100/2.5	98	53	64	2.5	6	1	2	1
EBC110/2.5	108	53	64	2.5	6	1	2	1
EBC120/2.5	118	53	64	2.5	6	1	2	1
EBC130/2.5	128	53	64	2.5	6	1	2	1
EBC140/2.5	138	53	64	2.5	6	1	2	1
EBC150/2.5	148	53	64	2.5	6	1	2	1
EBC160/2.5	158	53	64	2.5	6	1	2	1
EBC170/2.5	168	53	64	2.5	6	1	2	1
EBC180/2.5	178	53	64	2.5	6	1	2	1
EBC190/2.5	188	53	64	2.5	6	1	2	1
EBC200/2.5	198	53	64	2.5	6	1	2	1
EBC210/2.5	208	53	64	2.5	6	1	2	1
EBC220/2.5	218	53	64	2.5	6	1	2	1
EBC230/2.5	228	53	64	2.5	6	1	2	1
EBC240/2.5	238	53	64	2.5	6	1	2	1
EBC250/2.5	248	53	64	2.5	6	1	2	1

Installation

Fixing

Drill holes: Number and diameter, see table of dimensions.

- **Wood rafters** :
  - 1 LAG lag screw dia. 8-50 + 2 CSA screws anti-rotation dia. 5 x 35 or dia. 5 x 40 mm.
  - 1 SSH Ø 8 x 40 mm + 2 CSA screws anti-rotation Ø 5 x 35 or Ø 5 x 40 mm.
- **Concrete substrate :** WA-M8 65/5 anchor or mechanical anchor HIPC 8-60/20
- **Hollow masonry substrate** : *chemical anchor:* AT-HP or POLY-GP resin + LMAS M8-95/20 threaded rod + SH M16-130 screen.

Connect timber battens.



Mise en place d'un pare-pluie



Disposition des équerres

Vue de dessus

Copyright by Simpson Strong-Tie®