

Technický list

SIMPSON

Strong-Tie

APB100/150PB

Adjustable Elevated Post Base

APB features a post mounting plate on a screw allowing it to be adjusted to a specific standoff height ranging from 100-150 mm.

Suitable for post sizes 100 x 100 mm to 200 x 200 mm.

Features

Material

- Pre-galvanised mild steel.

Benefits

- Simple, height adjustable

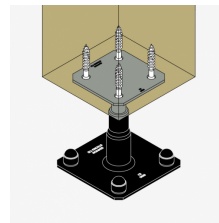
Applications

Header member

- Solid or glulam timber

Header member

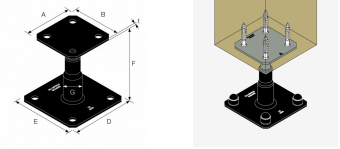
- Post support.
- Garage ports.
- Pergola.



APB100/150PB
Adjustable Elevated Post Base

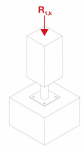
Technical Data

Rozměry a typické hodnoty



Art. nr.	Rozměry a typické hodnoty [mm]							Top plate holes	Bottom plate holes
	A	B	D	E	F	G	t	Ø12	Ø12
APB100/150PB	100	100	130	130	100-150	20	4	4	4

Product capacities - Timber to concrete



Art. nr.	Upevňovací prvky				Characteristic capacities - Timber C24 [kN]
	On post		On concrete		$R_{1,k}$
	Množství	Typ	Množství	Typ	
APB100/150PB	4	Ø10	4	Ø10**	58/kmod ^{0,5}

*The published characteristic capacity is based on medium term load duration and service class 3 according to EC5 (EN 1995). For other load duration and service class, please refer to the ETA to get more accurate capacities

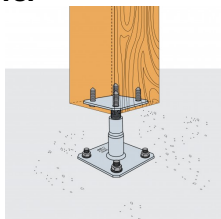
** Refer to the Simpson Strong-Tie anchor product range for suitable anchors. Typical anchor solutions depend on the concrete type, spacing and edge distances.

APB100/150PB
Adjustable Elevated Post Base

Installation

Installation

Fix to the foundation with concrete/mechanical anchor system. Fix to the post using M10 coach screws.



Fixation pied poteau APB100/150 sur support rigide

APB100/150PB
Adjustable Elevated Post Base

