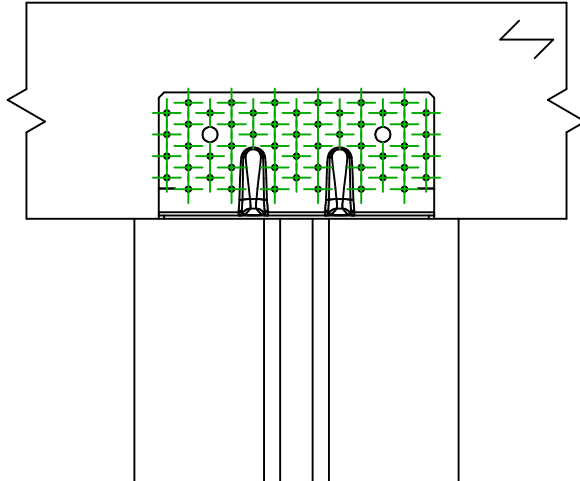
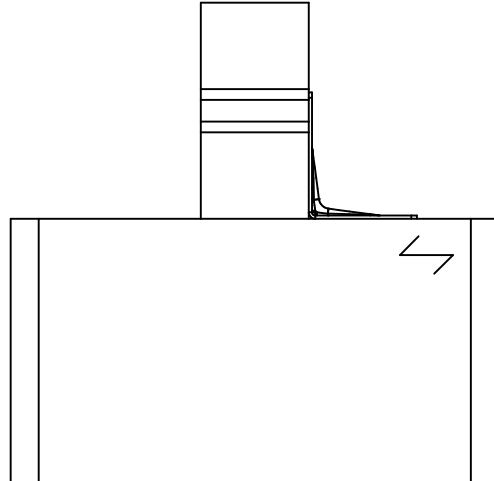
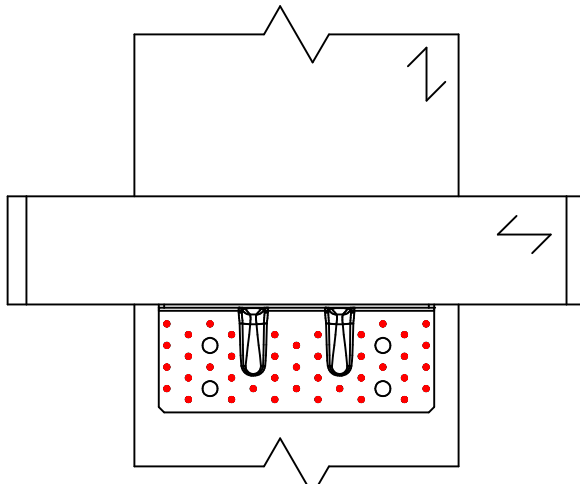
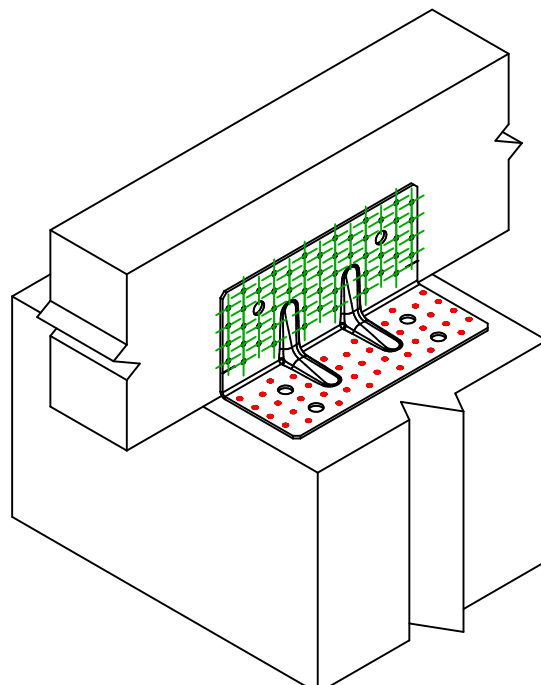












<div>SIMPSON</div> <div>Strong-Tie</div>		<div>Plano de fixação</div>		<div><div><div>≠</div><div>REV</div><div>0</div></div><div><div>REV DATE</div><div>19/08/24</div></div><div><div>DWG NAME</div><div>C_ABR255_2D0_NP_BTb-1-PT</div></div></div>	
Referência =		ABR255			
Fixações =		Madeira sobre madeira	Viga sobre viga		
Sistema de fixação =		Pregagem total	Plano de fixação N° 1		
<div><div></div><div></div><div></div><div></div></div>					
Fixações elemento portador	Símbolo	Fixações	Referência	Qtd	
		CNA  	CNA4.0X40/50/60	41	
		CSA  	CSA5.0X40/50		
		-	-		
Fixações elemento suportado	Símbolo	Fixações	Referência	Qtd	
		CNA  	CNA4.0X40/50/60	52	
		CSA  	CSA5.0X40/50		