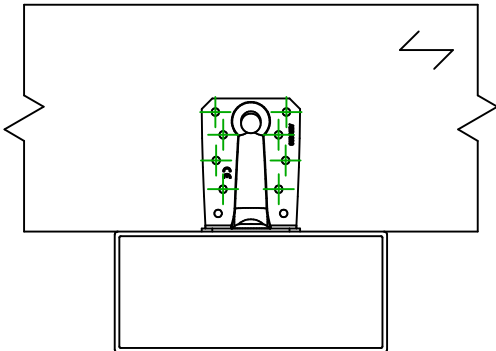
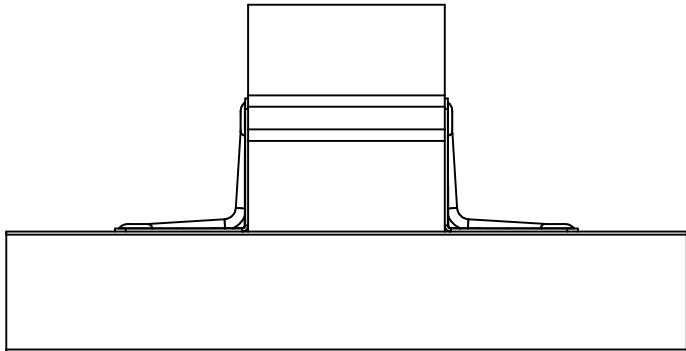
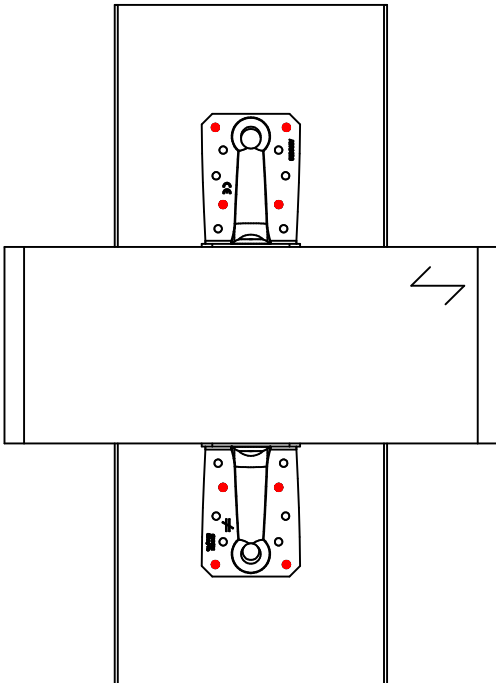
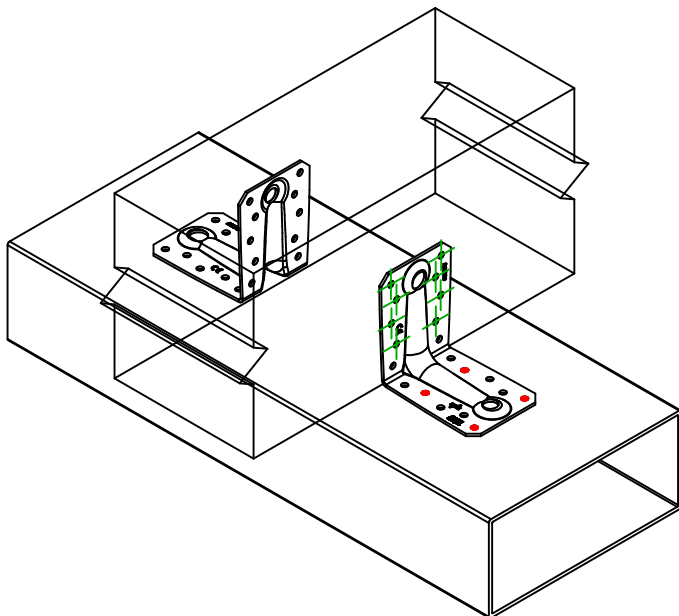






| | | | | | |
|---|---|--|-----------|--|-------|
| <div><div>SIMPSON</div><div>Strong-Tie</div></div> | | <div>Schemat montażu</div> | | <div><div><div>≠</div><div>DWG NAME</div></div><div><div>REV</div><div>REV DATE</div></div><div><div>0</div><div>19/08/24</div></div></div> <div>C_ABR9020_2D0_NP_BTSTEEL-3-PL</div> | |
| Produkt = | | ABR9020 | | | |
| Łączniki = | | Drewno do sztywnej podpory | | Belka – stal | |
| Typ montażu = | | Częściowe gwoździowanie | | Schemat mocowania nr 3 | |
| <div><div></div><div></div><div></div><div></div></div> | | | | | |
| Łączniki belka główna | Symbol | Łączniki | Produkt | | Szt. |
| |  | PDPA  | PDPA-75 | | 4 x 2 |
| | | - | - | | |
| | | - | - | | |
| Łączniki belka drugorzędna | Symbol | Łączniki | Produkt | | Szt. |
| |  | CNA  | CNA4.0X60 | | 8 x 2 |
| | | - | - | | |