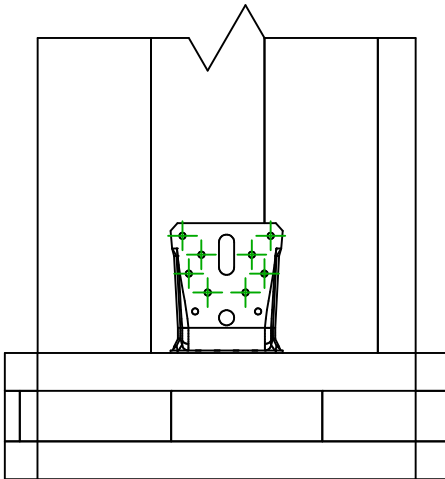
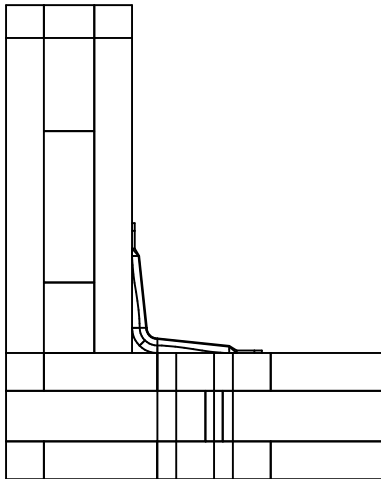
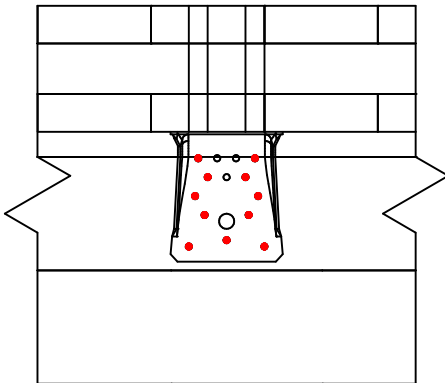
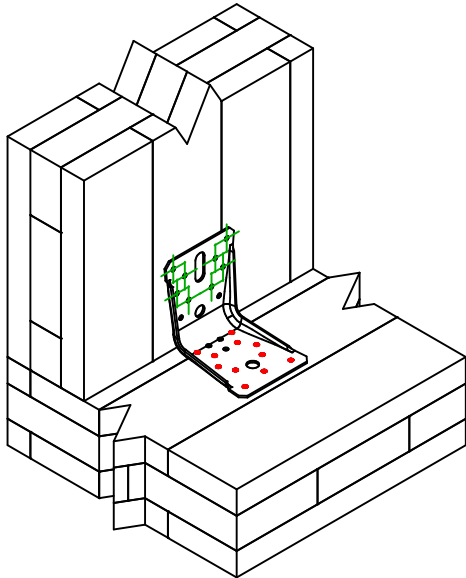












<div><div>SIMPSON</div><div>Strong-Tie</div></div>		<div>Plan de fixation</div>		<div><div><div>≠</div><div>DWG NAME</div></div><div><div>REV</div><div>REV DATE</div></div><div><div>0</div><div>09/08/24</div></div></div> <div>C_ABR100_2D0_NP_CLTTOCLT-6-FR</div>	
Référence =		ABR100			
Fixations =		Bois sur bois		CLT sur CLT	
Type de fixation =		Clouage total		Plan de fixation N° 6	
<div><div></div><div></div><div></div><div></div></div>					
Fixation(s) Porteur		Fixations	Références		Qté
		CNA  	CNA4.0X50		11
		CSA  	CSA5.0X50		
		-	-		
Fixation(s) Porté		Fixations	Références		Qté
		CNA  	CNA4.0X50		8
		CSA  	CSA5.0X50		