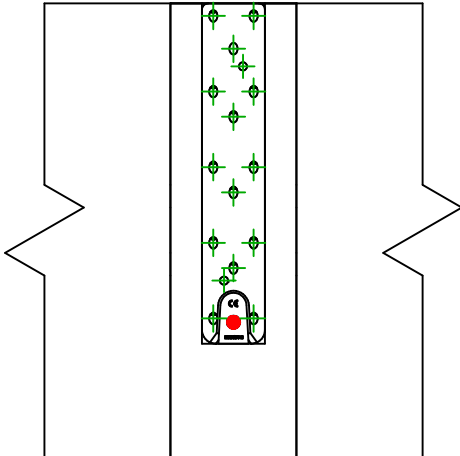
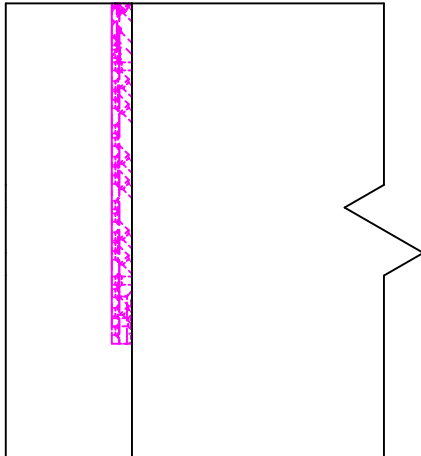
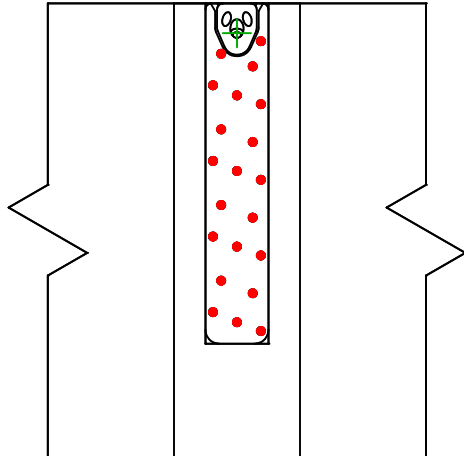
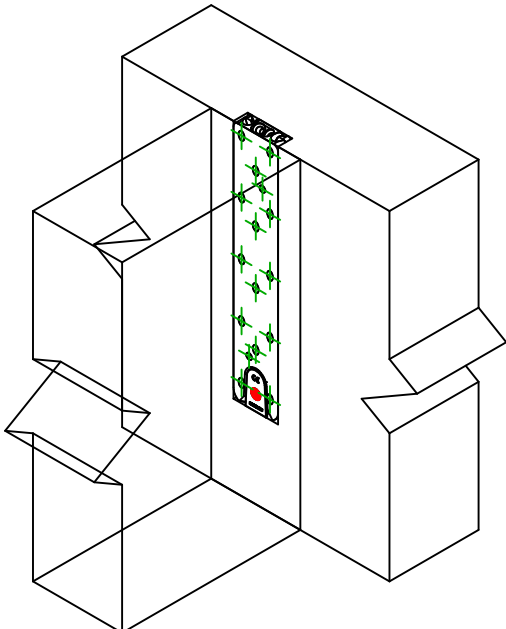
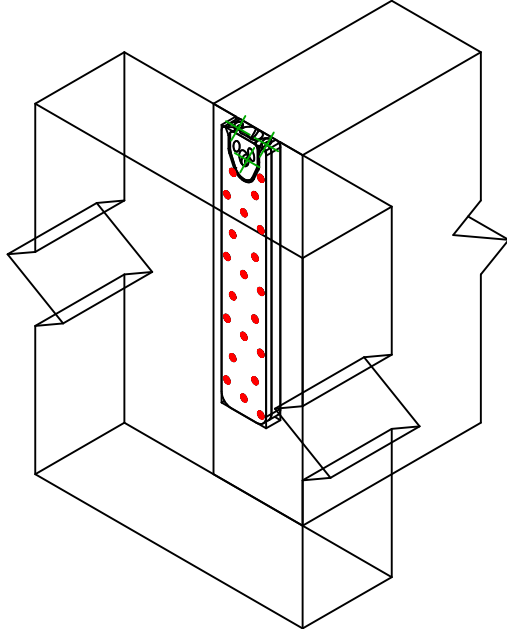








<div><div>SIMPSON</div><div>Strong-Tie</div></div>		<div>Plan de fixation</div>		<div><div><div>≠</div><div>DWG NAME</div></div><div><div>REV</div><div>REV DATE</div></div><div><div>0</div><div>24/10/25</div></div></div> <div>C_EGCM270_2D0_NP_JTB-FR</div>		
Référence		=	EGCM270			
Fixations		=	Bois sur bois		Solve sur poutre	
Type de fixation		=	Full Nailing			
<div><div></div><div></div><div></div><div></div><div></div></div>						
Fixation(s) Porteur	Symbole	Fixations	Références		Qté	
		CSFT  	CSFT6.0X85/110		21	
		-	-			
Fixation(s) Porté		CSFT  	CSFT6.0X85/110		16	
		-	-			