

SIMPSON**Strong-Tie**

Schema chiodatura



REV

0

REV DATE

24/10/25

DWG NAME

C_TUS-L-16_2D0_NP_PN-IT

Codici

=

TU/SL16

Mezzo di giunzione

=

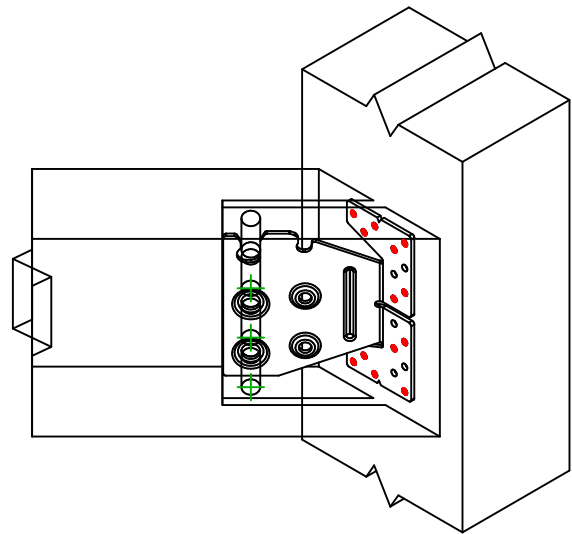
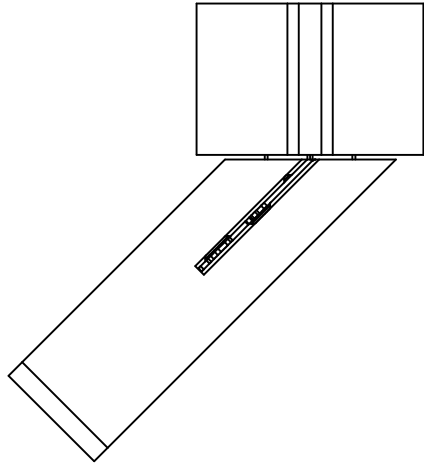
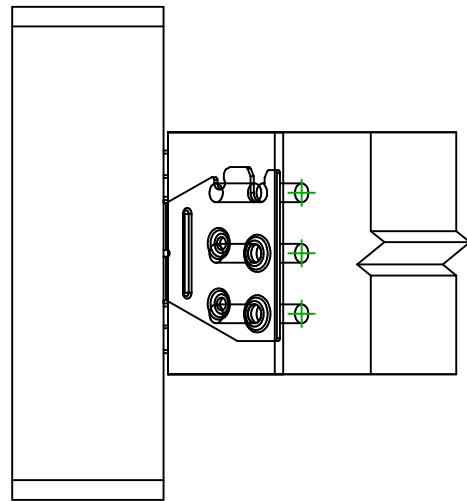
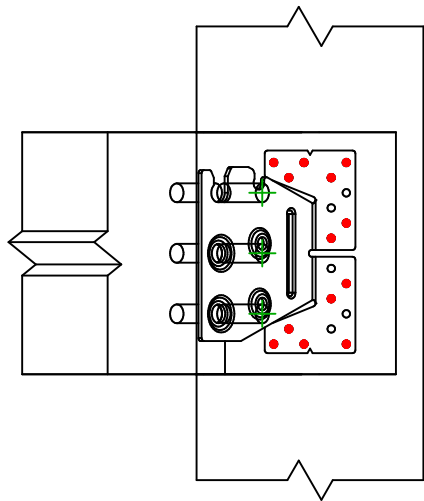
Legno a legno

Trave a pilastro

Tipo di fissaggio

=

Chiodatura parziale

Fissaggio
supporto

Simbolo



Mezzo di giunzione

CNA

CSA

-

Codici

CNA4.0X50

CSA5.0X40

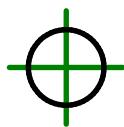
-

Q.tà

13

Fissaggio
travetto

Simbolo



Mezzo di giunzione

STD

-

Codici

STD12

-

Q.tà

3