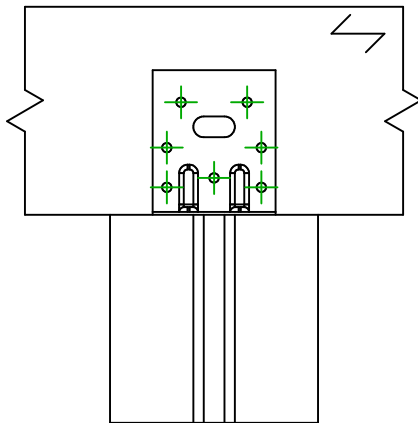
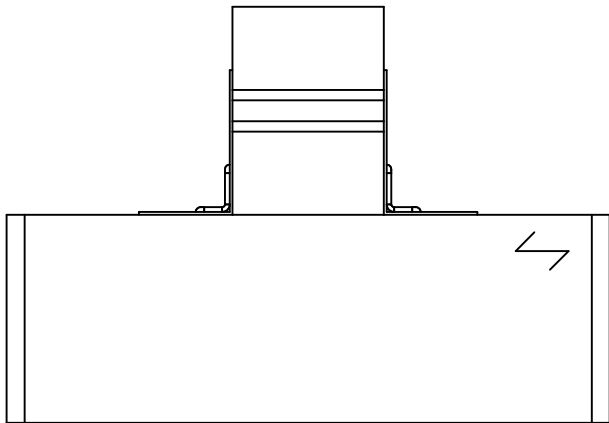
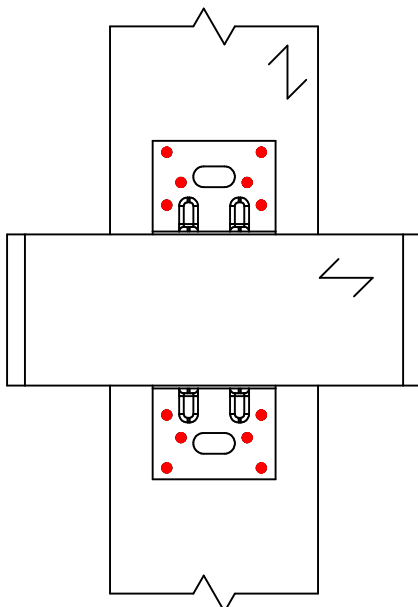
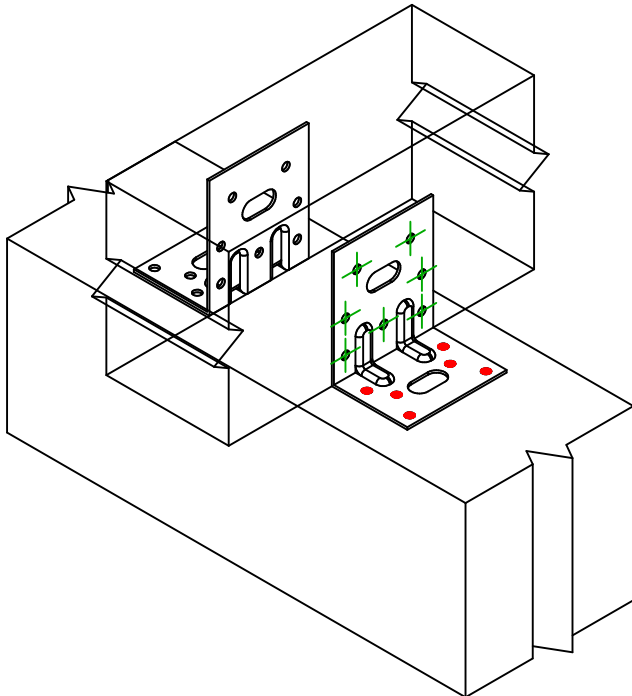












<div><div>SIMPSON</div><div>Strong-Tie</div></div>		<div>Plano de fijación</div>		<div><div><div>≠</div><div>REV</div><div>0</div></div><div><div>REV DATE</div><div>21/08/24</div></div><div><div>DWG NAME</div><div>C_E5-1.5_2D0_NP_BTb-3-ES</div></div></div>	
Referencia		E5/1.5			
Fijaciones		Madera sobre madera		Viga sobre viga	
Sistema de fijación		Clavado total		Plan de fijación N° 3	
<div><div></div><div></div><div></div><div></div></div>					
Fijaciones Soporte		Fijaciones	Referencia		Ctd
		CNA  	CNA4.0X35/40/50/60		6 x 2
		CSA  	CSA5.0X35/40/50		
		-	-		
Fijaciones Viga Secundaria		Fijaciones	Referencia		Ctd
		CNA  	CNA4.0X35/40/50/60		7 x 2
		CSA  	CSA5.0X35/40/50		