

SIMPSON

Strong-Tie

Plan de fixation



REV

0

REV DATE

20/08/24

DWG NAME

C_AH39050-4_2D0_NP_CTB-FR

Référence

=

AH39050/4

Fixations

=

Bois sur bois

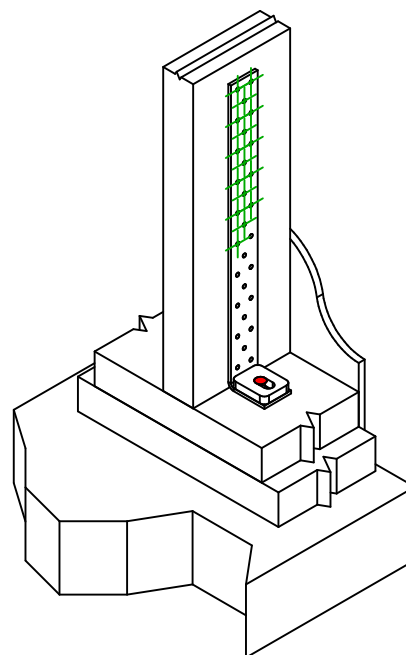
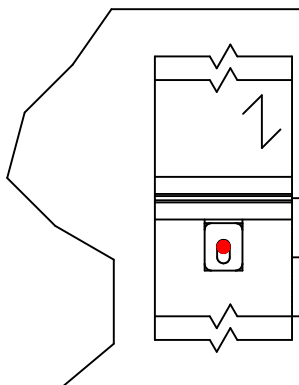
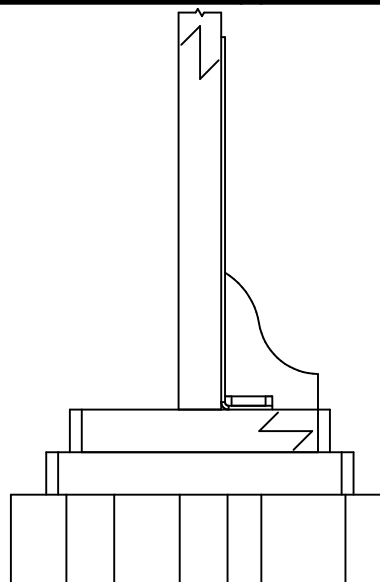
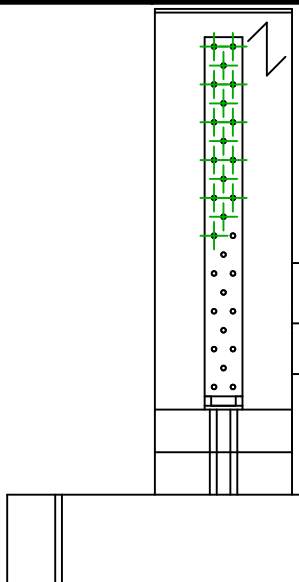
Poteau sur poutre

Type de fixation

=

Clouage partiel

Plan de fixation N° 3



Fixation(s)
Porteur

Symbole



Fixations

FM753  

Références

FM 753 EVO M12X119/20

Qté

LMAS  

LMASM12-150/35

1

THD  

THD10X90/15

Fixation(s)
Porté

Symbole



Fixations

CNA  

CNA4.0X35/40/50

16

CSA  

CSA5.0X35/40/50