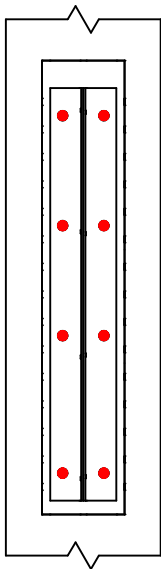
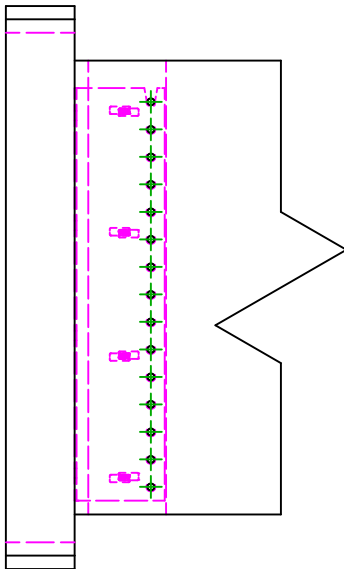
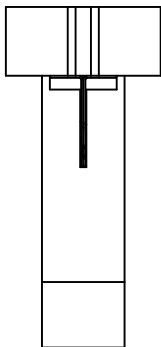
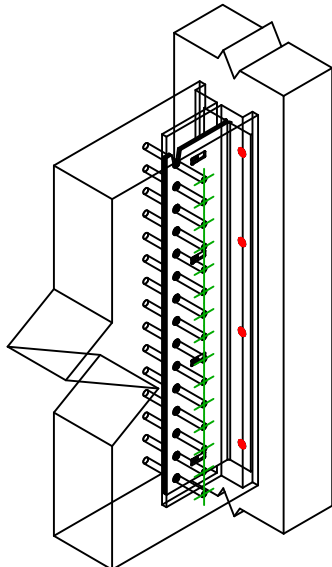






<div><div>SIMPSON</div><div>Strong-Tie</div></div>		<div>Schemat montażu</div>		<div><div><div>≠</div><div>DWG NAME</div></div><div><div>REV</div><div>REV DATE</div></div><div><div>0</div><div>24/10/25</div></div></div> <div>C_BTC600_2D0_NP_JTP-PL</div>		
Produkt		BTC600-B				
Łączniki		Drewno - drewno		Belka do słupa		
Typ montażu		Montaż wkrętami SSH				
<div><div></div><div></div><div></div><div></div></div>						
Łączniki belka główna	Symbol	Łączniki		Produkt		Szt.
		SSH 		SSH12.0X60		8
		-		-		
		-		-		
Łączniki belka drugorzędna	Symbol	Łączniki		Produkt		Szt.
		STD 		STD12		15
		-		-		