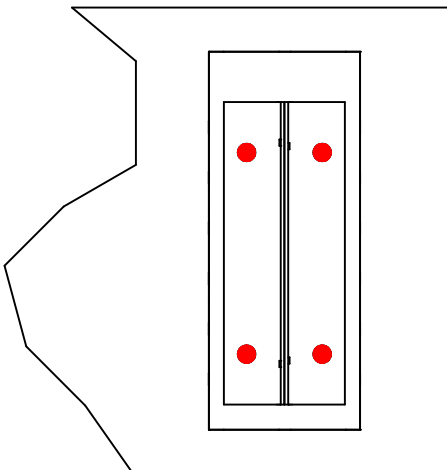
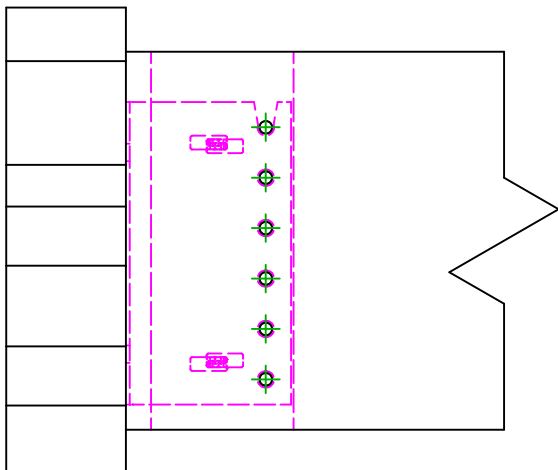
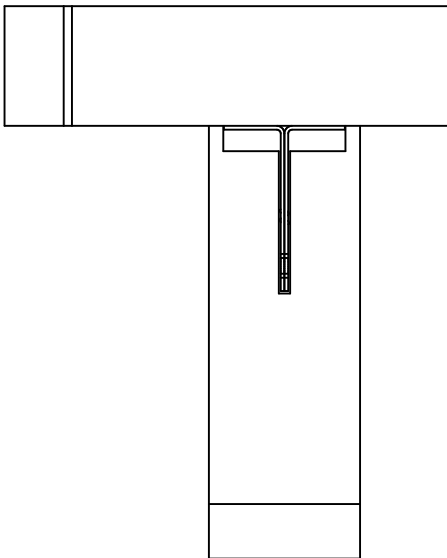
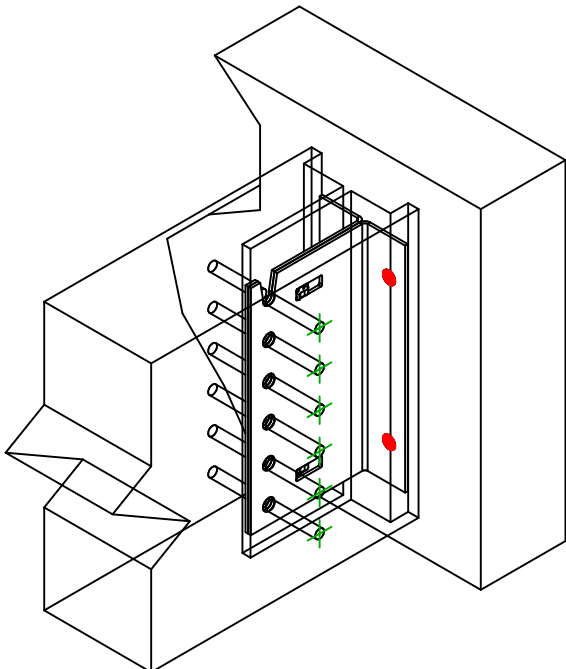

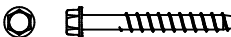




<div><div>SIMPSON</div><div>Strong-Tie</div></div>		<div>Plan de fixation</div>		<div><div><div><div></div><div>DWG NAME</div></div><div><div>REV</div><div>REV DATE</div></div><div><div>0</div><div>24/10/25</div></div></div><div>C_BTC240_2D0_NP_JTRS-FR</div></div>	
Référence		BTC240-B			
Fixations		Bois sur support rigide		Poutre sur support rigide	
Type de fixation		Fixation sur support rigide			
<div><div></div><div></div><div></div><div></div></div>					
Fixation(s) Porteur	Symbole	Fixations	Références		Qté
		THD 	THD10-80/5		4
		-	-		
		-	-		
Fixation(s) Porté	Symbole	Fixations	Références		Qté
		STD 	STD12		6
		-	-		