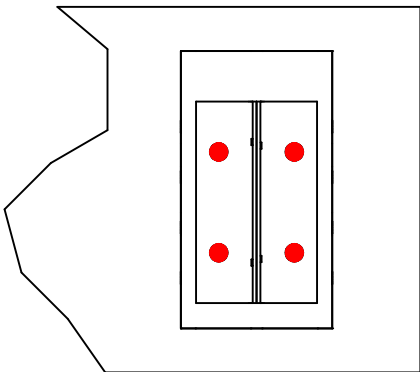
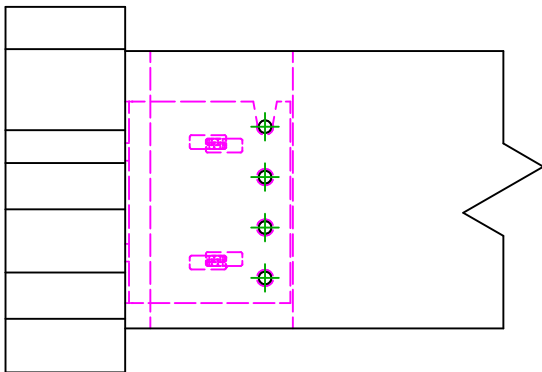
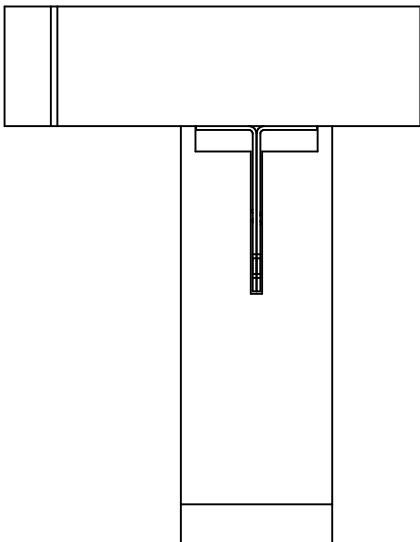
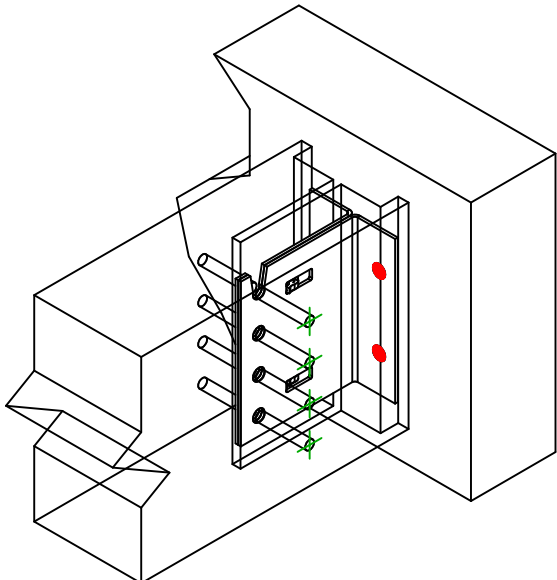

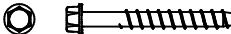




<div><div>SIMPSON</div><div>Strong-Tie</div></div>		<div>Plan de fixation</div>		<div><div><div><div></div><div>DWG NAME</div></div><div><div>REV</div><div>REV DATE</div></div><div><div>0</div><div>24/10/25</div></div></div><div>C_BTC160_2D0_NP_JTRS-FR</div></div>		
Référence		BTC160-B				
Fixations		Bois sur support rigide		Poutre sur support rigide		
Type de fixation		Fixation sur support rigide				
<div><div><div></div><div></div></div><div><div></div><div></div></div></div>						
Fixation(s) Porteur	Symbole	Fixations		Références		Qté
		THD 		THD10-80/5		4
		-		-		
		-		-		
Fixation(s) Porté	Symbole	Fixations		Références		Qté
		STD 		STD12		4
		-		-		