

**SIMPSON****Strong-Tie**

# Utspikning



REV

0

REV DATE

24/10/25

DWG NAME

C\_BTALU1200-520\_2D0\_NP\_JTB-SE

Art. Nr.

=

BTALU1200/520

Fästelement

=

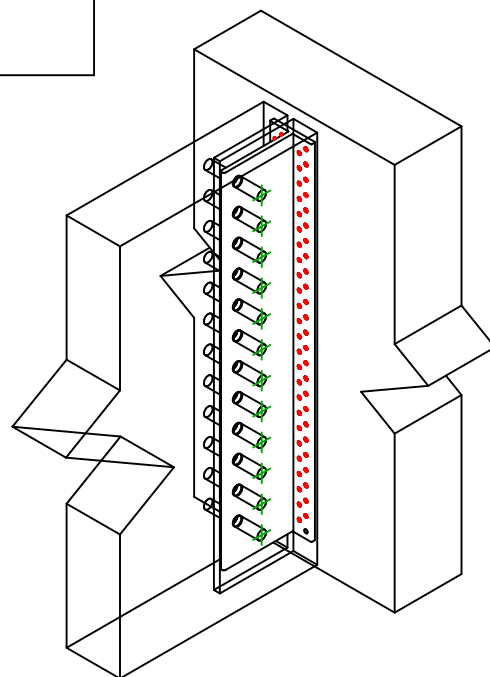
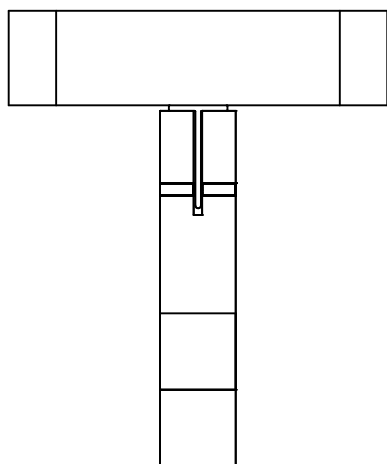
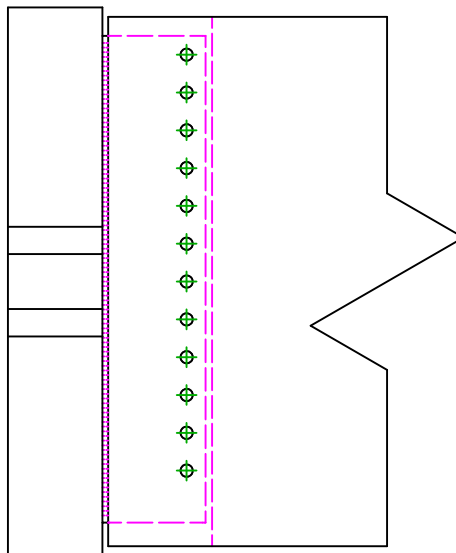
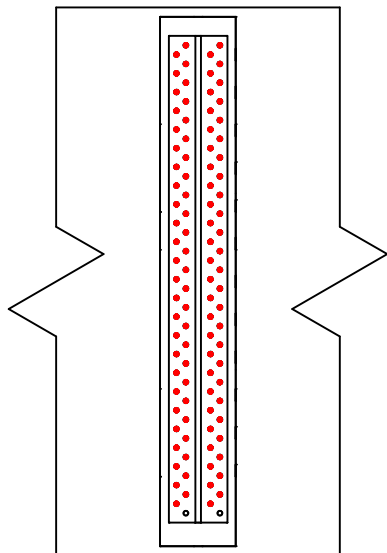
Trä till trä

Balk till balk

Typ av infästning

=

Fullständig utspikning

Infästning i  
huvudbalk

Symbol

Fästelement

Art. Nr.

Antal



CNA

CNA4.0X50

CSA

CSA5.0X35/40

-

-

100

Fästelement i  
sekundärbalk

Symbol

Fästelement

Art. Nr.

Antal



SDD

SDD7.5

STD

STD12

12