

**SIMPSON**

**Strong-Tie**

# Plan de fixation



REV

0

REV DATE

19/08/24

DWG NAME

C\_ABR220\_2D0\_NP\_BTR-7-FR

Référence

=

ABR220

Fixations

=

Bois sur support rigide

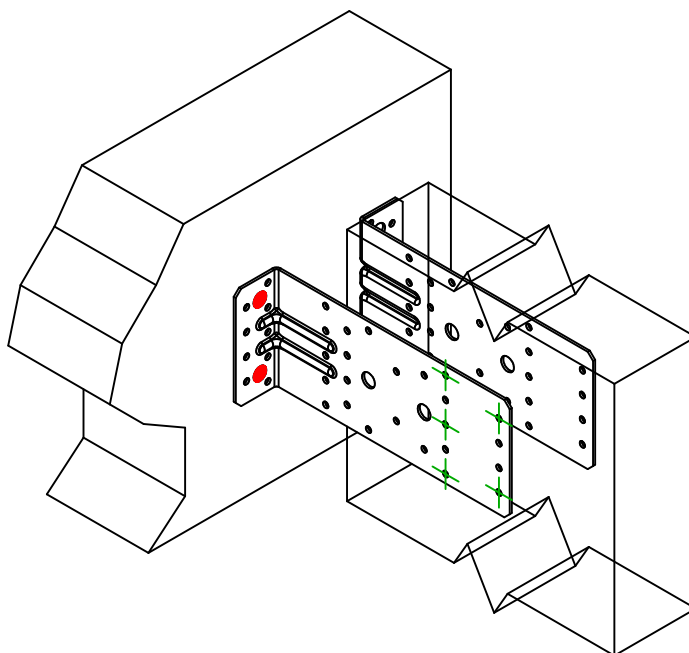
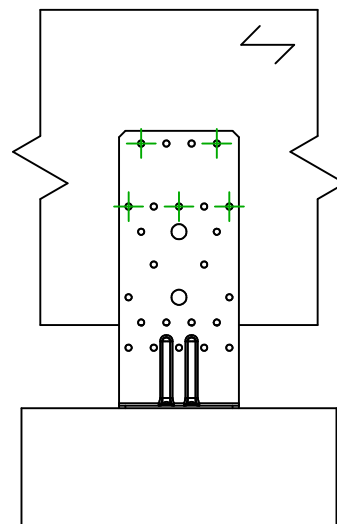
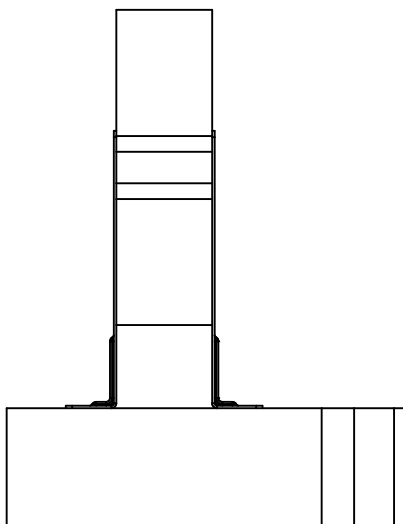
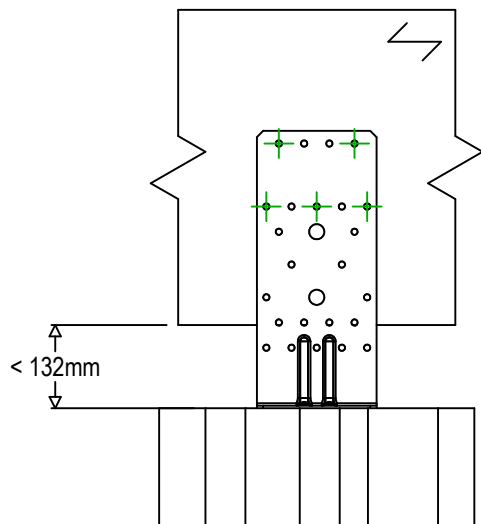
Poutre sur support rigide

Type de fixation

=

Clouage partiel

Plan de fixation N° 7



Fixation(s)  
Porteur

Symbole



Fixations

FM753  

FM 753 EVO M10X78/5

LMAS  

LMASM10-120/25

THD  

THD8X70/5

Qté

2 x 2

Fixation(s)  
Porté

Symbole



Fixations

CNA  

CNA4.0X40/50/60

CSA  

CSA5.0X40/50

Qté

5 x 2