

SIMPSON

Strong-Tie

Fastening pattern



REV

0

REV DATE

29/08/24

DWG NAME

C_SBE320_2D0_NP_JTB-FN-UK

Item

=

SBE320

Fasteners

=

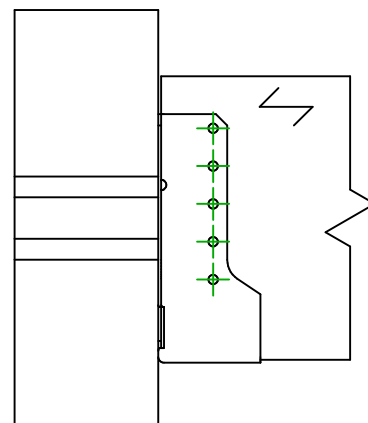
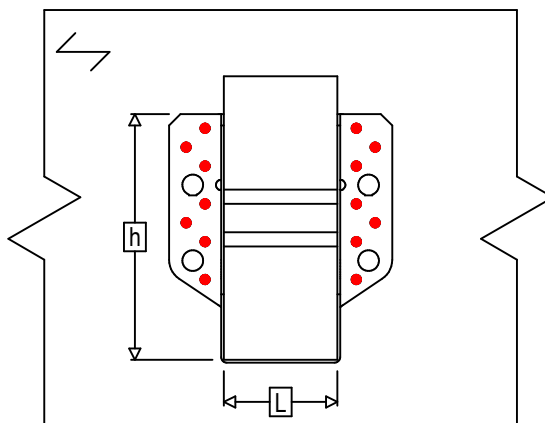
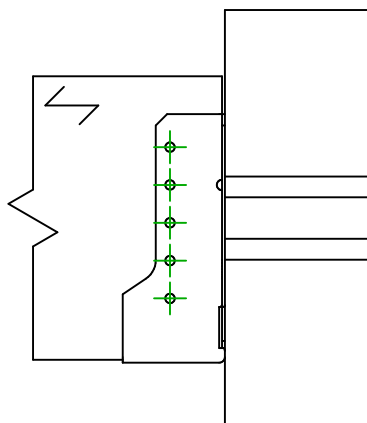
Timber to timber

Joist to beam

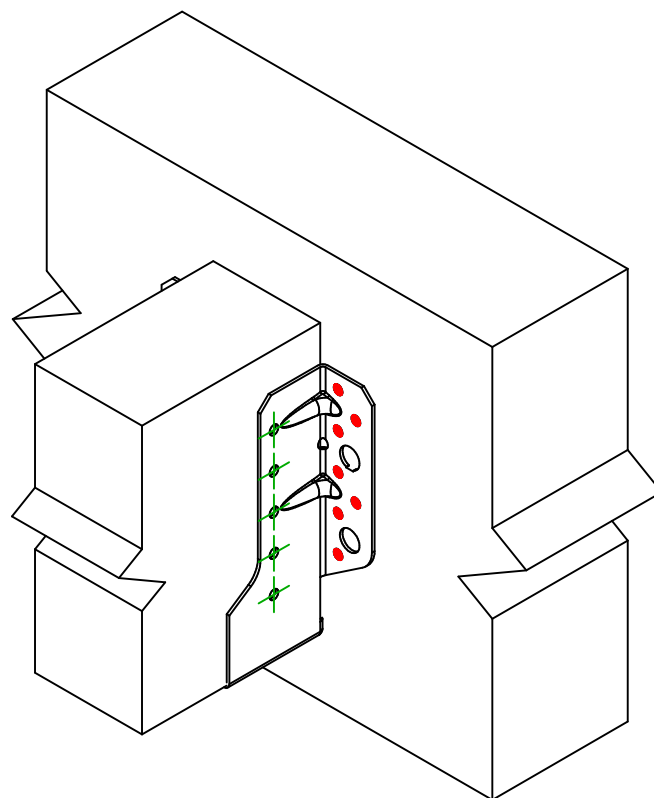
Type of fastening

=

Full nailing



$$h = (320 - L) / 2$$



Header
Fastener(s)

Symbol



Fasteners

CNA

CSA

-

Fasteners

CNA4.0X35 / CNA4.0X50

CSA5.0X35 / CSA5.0X40

-

Qty

14

Joist
Fastener(s)

Symbol



Fasteners

CNA

CSA

L < 64mm

CNA4.0X35

CSA5.0X35

L > 64mm

CNA4.0X50

CSA5.0X40

Qty

10