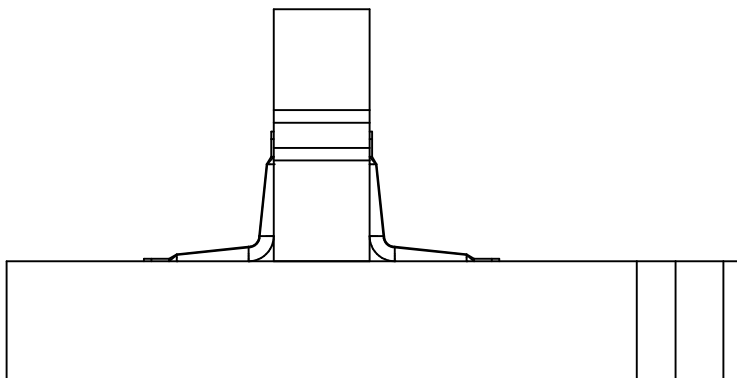
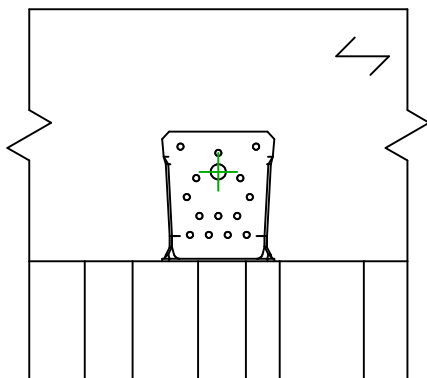
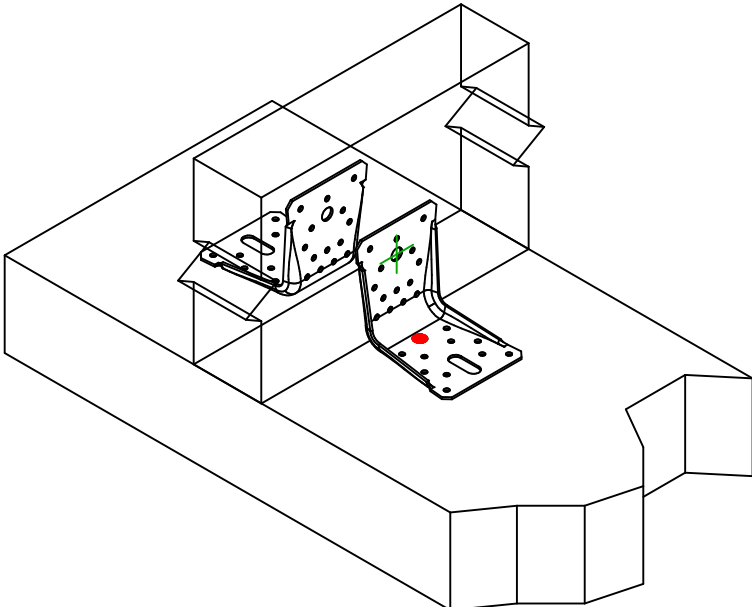
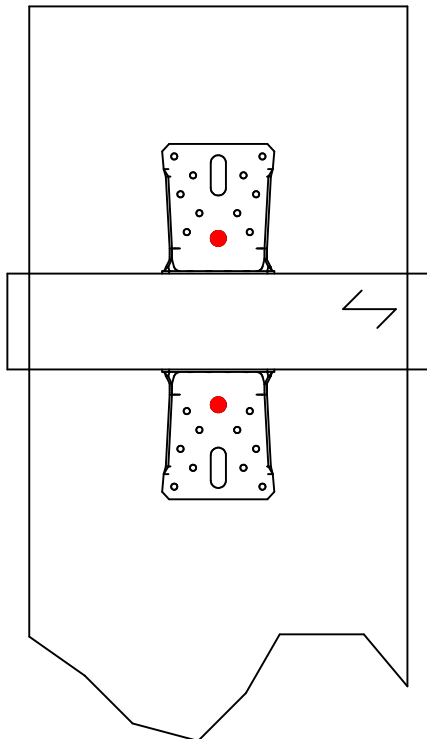








<div><div>SIMPSON</div><div>Strong-Tie</div></div>		<div>Plan de fixation</div>		<div><div><div>≠</div><div>DWG NAME</div></div><div><div>REV</div><div>REV DATE</div></div><div><div>0</div><div>09/08/24</div></div></div> <div>C_ABR100_2D0_NP_BTR-5-FR</div>	
Référence	=	ABR100			
Fixations	=	Bois sur support rigide	Poutre sur support rigide		
Type de fixation	=	Clouage partiel	Plan de fixation N° 5		
<div><div></div><div></div></div>					
Fixation(s) Porteur	Symbole	Fixations	Références		Qté
		FM753 	FM 753 EVO M10X78/5		1 x 2
		LMAS 	LMASM10-120/25		
		THD 	THD8X70/5		
Fixation(s) Porté	Symbole	Fixations	Références		Qté
		SSH 	SSH10.0X40		1 x 2
		-	-		