

**SIMPSON**

**Strong-Tie**

# Plan de fixation



REV

0

REV DATE

09/08/24

DWG NAME

C\_ABR100\_2D0\_NP\_BTb-4-FR

Référence

=

ABR100

Fixations

=

Bois sur bois

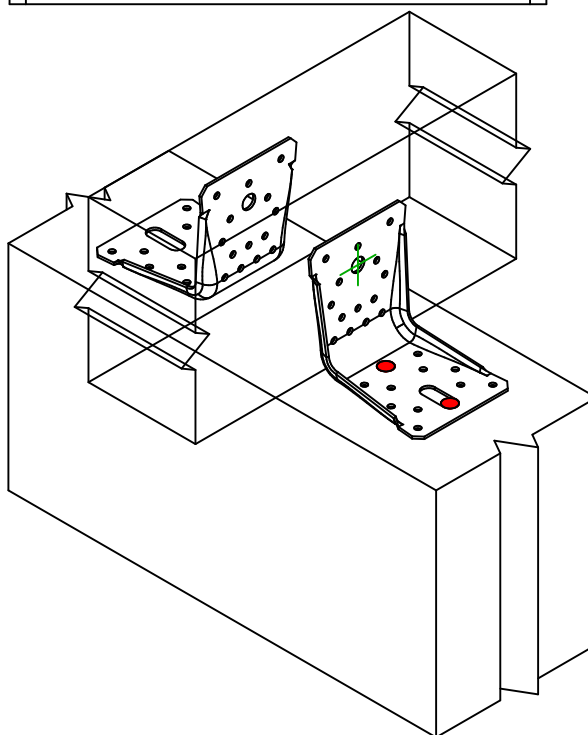
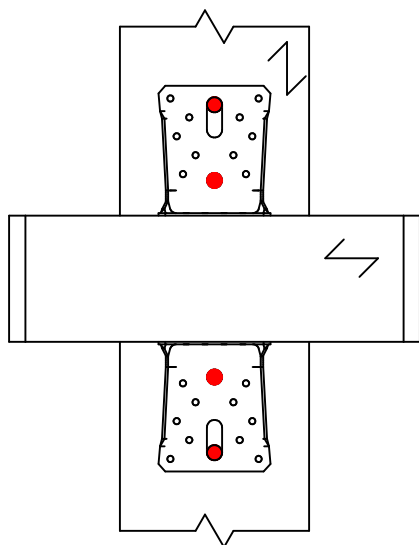
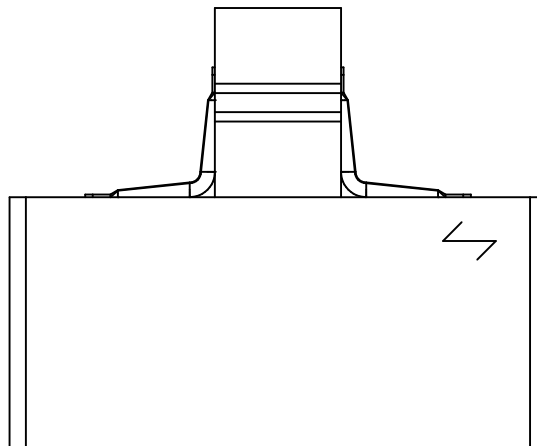
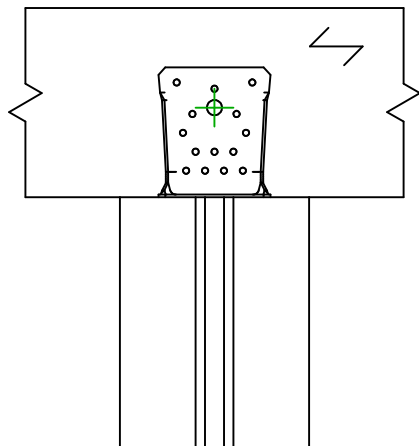
Poutre sur poutre

Type de fixation

=

Clouage partiel

Plan de fixation N° 4




Fixation(s)  
Porteur

Symbole



Fixations

SSH



Références

SSH10.0X40

Qté

2 x 2

-

-

-

-


Fixation(s)  
Porté

Symbole



Fixations

SSH



Références

SSH10.0X40

Qté

1 x 2

-

-