

SIMPSON**Strong-Tie**

Plan de fixation



REV

0

REV DATE

01/08/25

DWG NAME

C_ABCLT210_2D0_NP_CLTTORIGID-5-FR

Référence

=

ABCLT210

Fixations

=

Bois sur support rigide

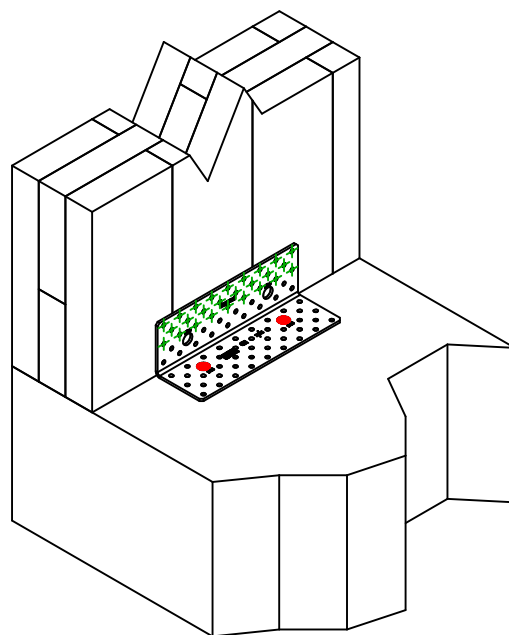
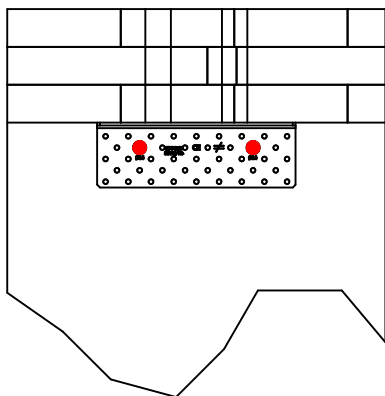
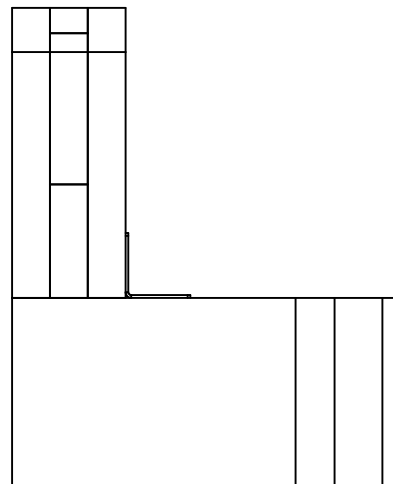
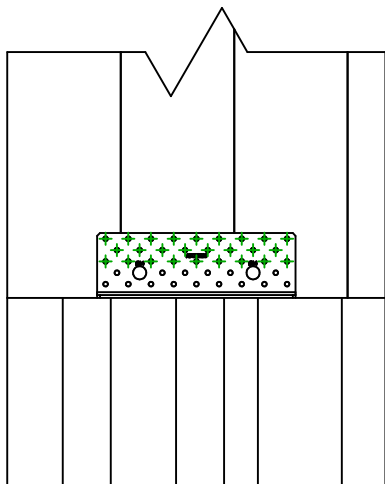
CLT sur support rigide

Type de fixation

=

Clouage partiel

Plan de fixation N° 5



Fixation(s)
Porteur

Symbole



Fixations

FM 753

LMAS

THD

Références

FM 753 EVO M12X104/5

LMASM12-150/35

THD10X80/5

Qté

2

Fixation(s)
Porté

Symbole



Fixations

CSA

CNA

Références

CSA5.0X35/40/50

CNA4.0X35/40/50/60

Qté

26