

**SIMPSON****Strong-Tie**

# Plano de fijación



REV

0

REV DATE

01/08/25

DWG NAME

C\_ABCLT210\_2D0\_NP\_CLTTOCLT-1-WW-ES

Referencia

=

ABCLT210

Fijaciones

=

Madera sobre madera

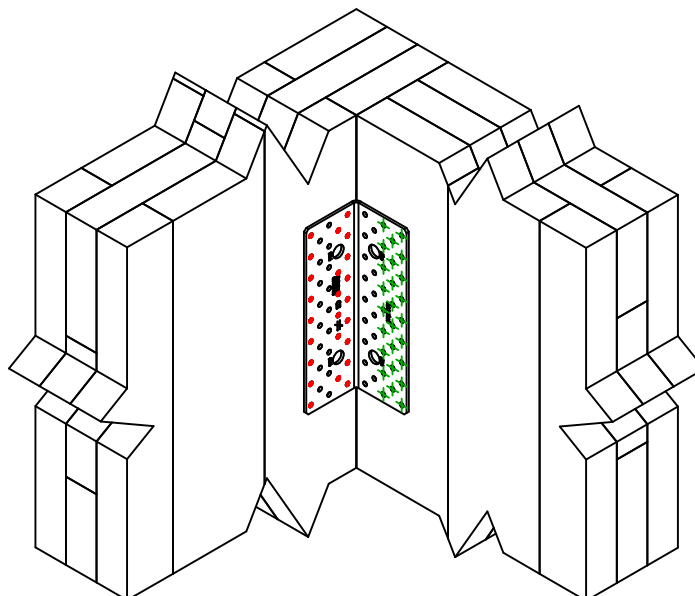
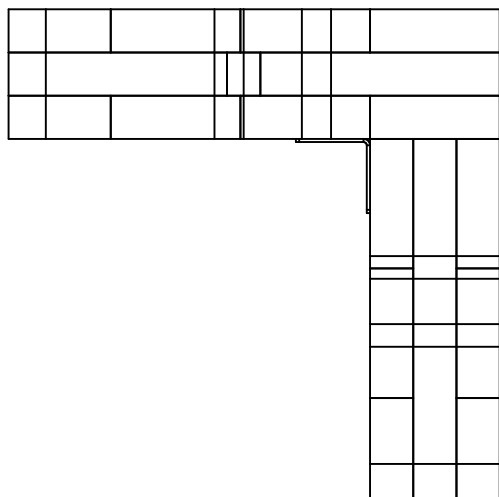
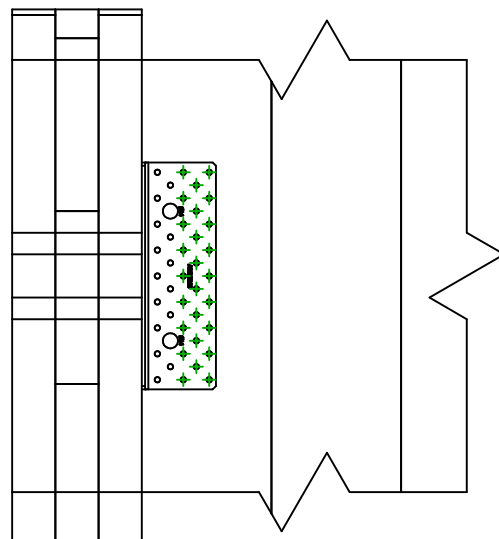
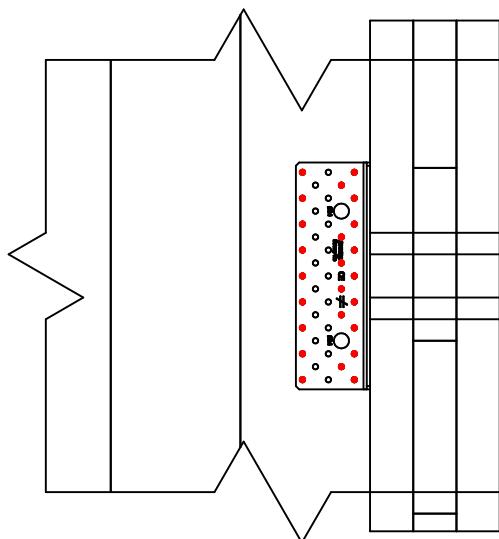
CLT sobre CLT

Sistema de fijación

=

Clavado parcial


Plan de fijación N° 1

Fijaciones  
Soporte

Símbolo



Fijaciones

CSA  CNA  

-

Referencia

CSA5.0X35/40/50

CNA4.0X35/40/50/60

-

Ctd



24

Fijaciones  
Viga  
Secundaria

Símbolo



Fijaciones

CSA  CNA  

Referencia

CSA5.0X35/40/50

CNA4.0X35/40/50/60

Ctd

26