

SIMPSON**Strong-Tie**

Udsømningsmønster



REV

0

REV DATE

24/10/25

DWG NAME

C_PPJST70-660_2D0_NP_PTRS-DK

Art. Nr.

=

PPJST70/660

Fastgørelsesmidler

=

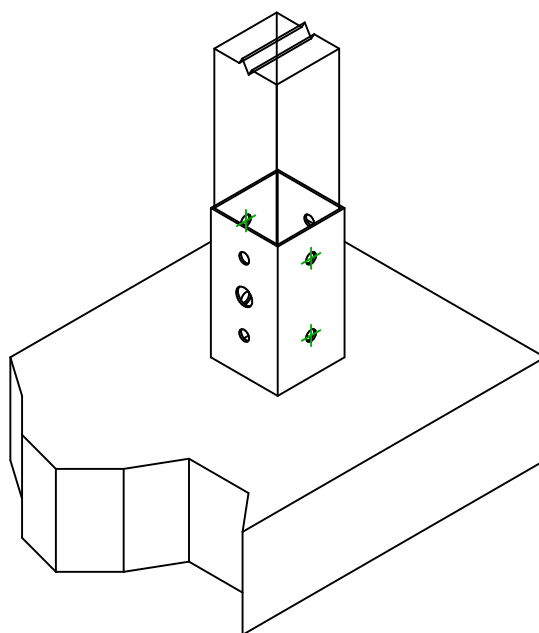
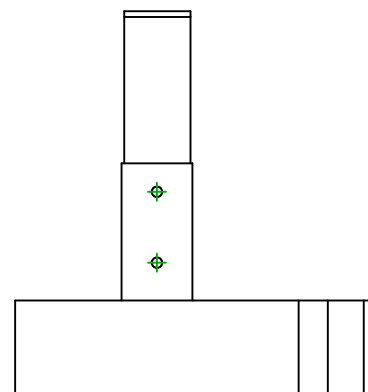
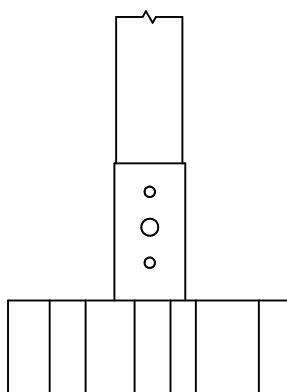
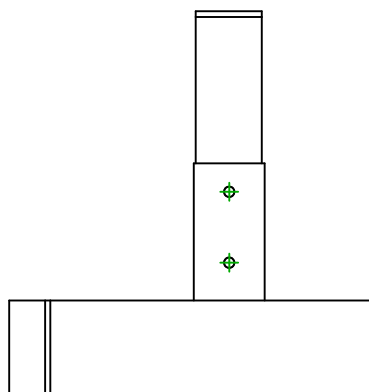
Træ til beton/stål

Søjle til beton eller stål

Type af fastgørelse

=

-

Fastgørelsesmidler
i hovedbjælke

Symbol

Fastgørelsesmidler

Art. Nr.

Antal



-

-

-

-

-

-

-

Fastgørelsesmidler
i sekundær bjælke

Symbol

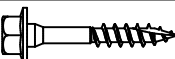
Fastgørelsesmidler

Art. Nr.

Antal



SSH



SSH10

LAG



LAG10

4