

SIMPSON**Strong-Tie**

Plan de fixation



REV

0

REV DATE

24/10/25

DWG NAME

C_EGCL120_2D0_NP_JTP-FR

Référence

=

EGCL120

Fixations

=

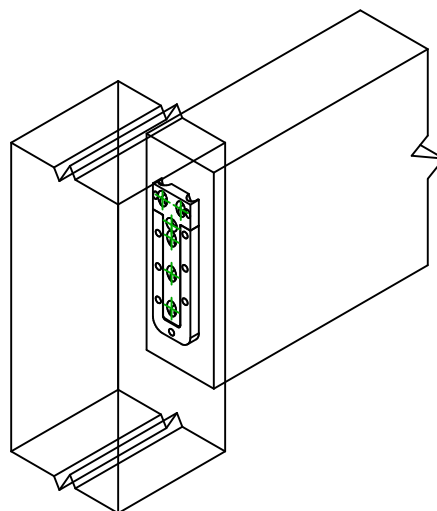
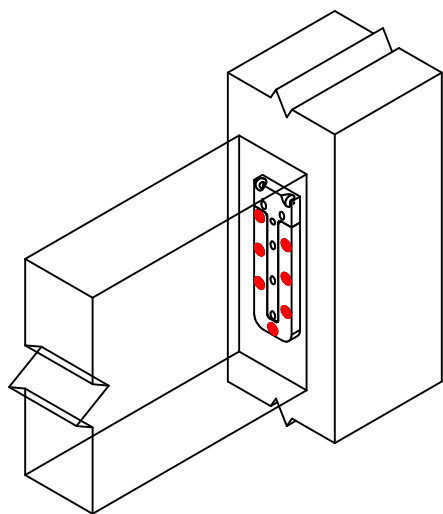

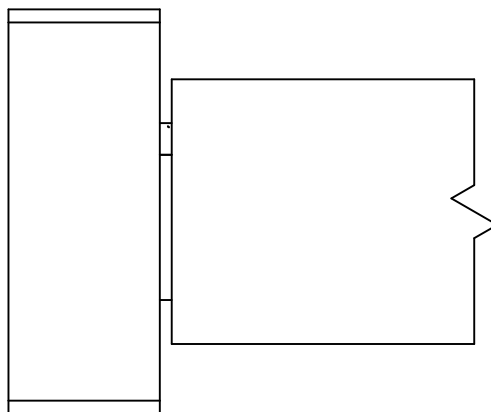
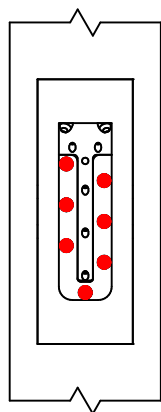
Bois sur bois

Solve sur poteau

Type de fixation

=


Clouage total

Fixation(s)
Porteur

Symbole



Fixations

CSA 

-

-

Références

CSA5.0X40

-

-

Qté

7

Fixation(s)
Porté

Symbole



Fixations

TTUFS 

-

Références

TTUFS4.0X60

-

Qté

6