

SIMPSON

Strong-Tie

Plan de fixation



REV

0

REV DATE

20/08/24

DWG NAME

C_AKR95LZ_2D0_NP_BTR-4-FR

Référence

=

AKR95LZ

Fixations

=

Bois sur support rigide

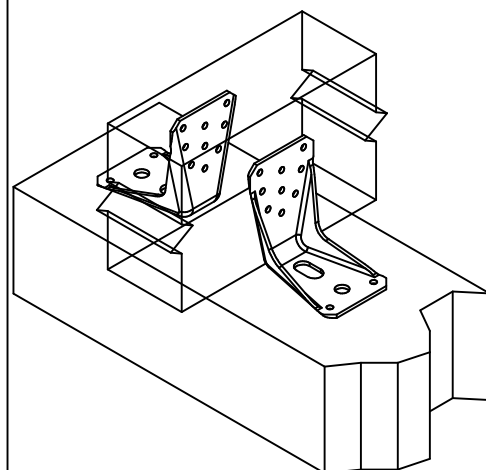
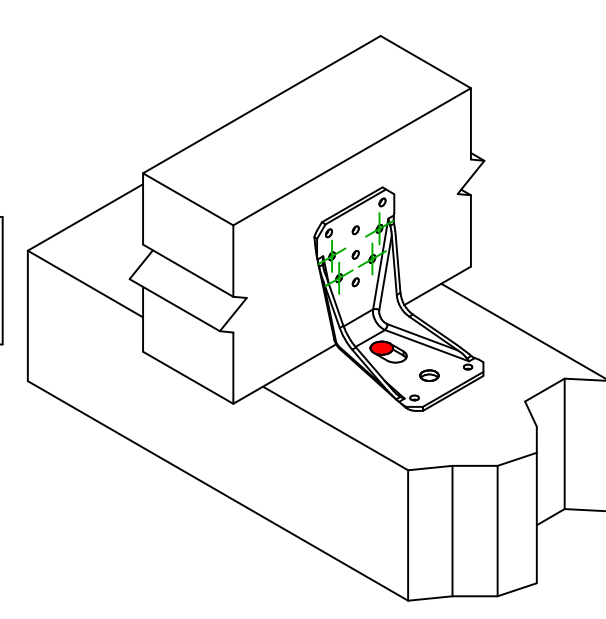
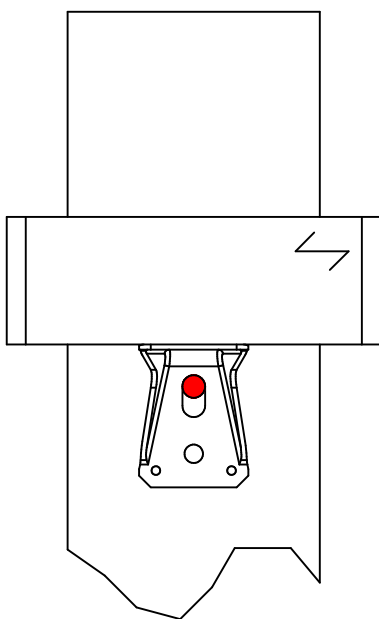
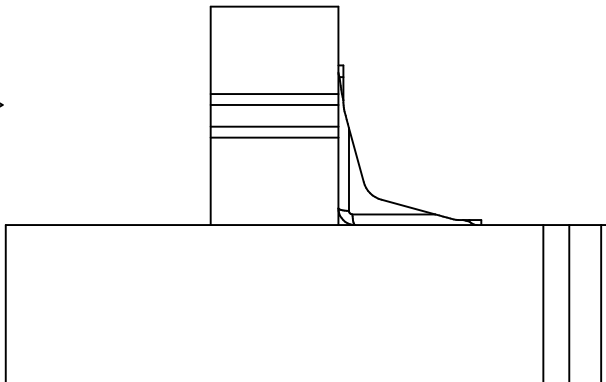
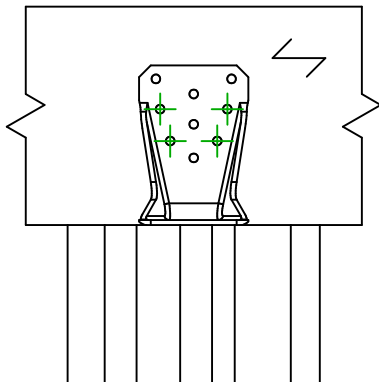
Poutre sur support rigide

Type de fixation

=

Clouage partiel

Plan de fixation N° 4



Mise en oeuvre
pour 2 équerres

Mise en oeuvre pour 1 équerre

Fixation(s)
Porteur

Symbole



Fixations

FM753

FM 753 EVO M12X104/5

LMAS

LMASM12-150/35

THD

THD10X80/5

Qté

1

Fixation(s)
Porté

Symbole



Fixations

CNA

CNA4.0X35/40/50/60

CSA

CSA5.0X35/40/50

Qté

4