

SIMPSON**Strong-Tie**

Plano de fixação



REV

0

REV DATE

21/08/24

DWG NAME

C_ES11-80_2D0_NP_BTb-PT

Referência

=

ES11/80

Fixações

=

Madeira sobre madeira

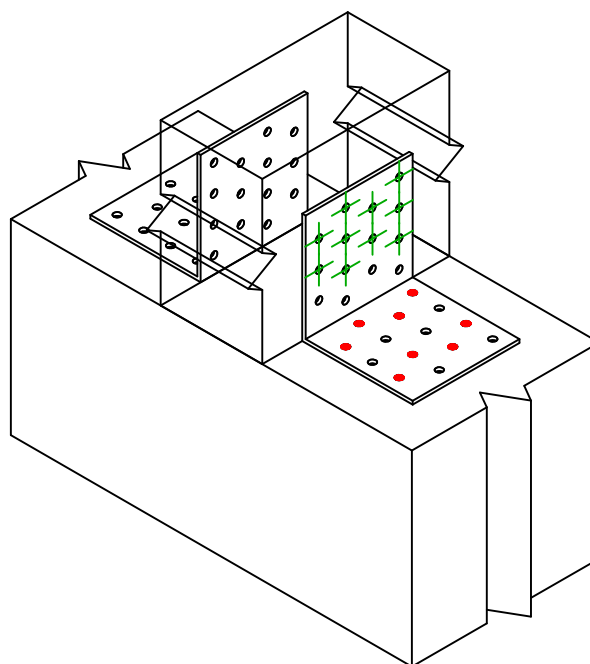
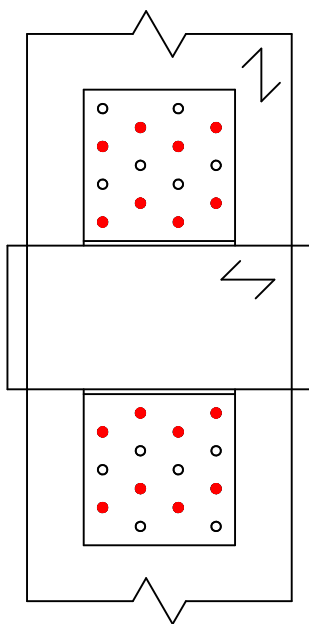
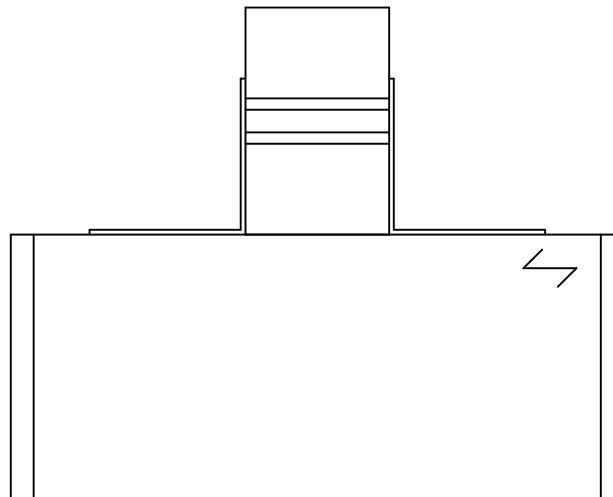
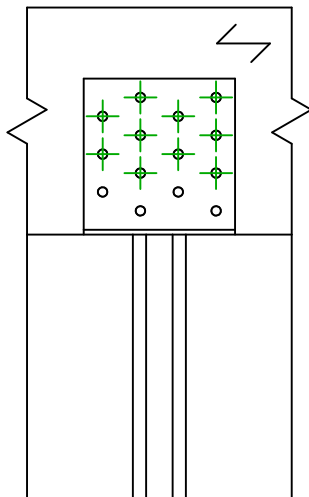
Viga sobre viga

Sistema de fixação

=

Pregagem parcial

Plano de fixação N° 1





Fixações
elemento
portador

Símbolo



Fixações

CNA  CSA  

-

Referência

CNA4.0X35/40/50/60

CSA5.0X35/40/50

-

Qtd



8 x 2

Fixações
elemento
suportado

Símbolo



Fixações

CNA  CSA  

Referência

CNA4.0X35/40/50/60

CSA5.0X35/40/50

Qtd

10 x 2