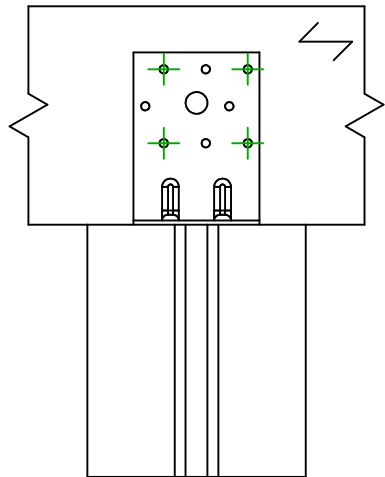
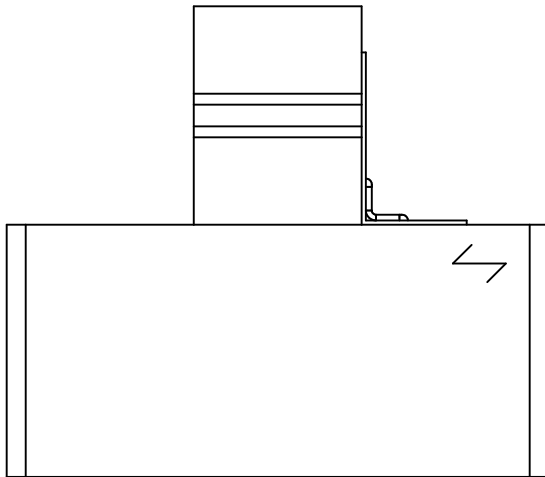
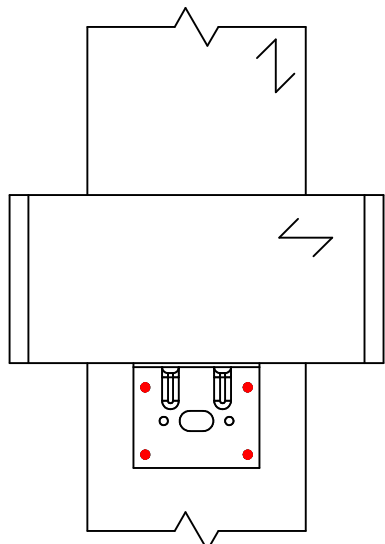
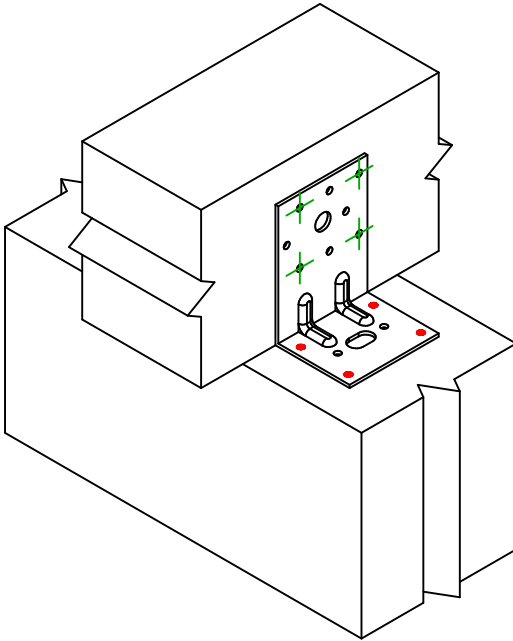





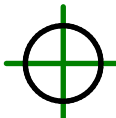






<div><div>SIMPSON</div><div>Strong-Tie</div></div>		<div>Plano de fixação</div>		<div><div><div><div>≠</div></div><div>REV</div><div>0</div></div><div><div>REV DATE</div><div>21/08/24</div></div><div><div>DWG NAME</div><div>C_E4-2.5_2D0_NP_BTb-1-PT</div></div></div>	
Referência =		E4/2.5			
Fixações =		Madeira sobre madeira		Viga sobre viga	
Sistema de fixação =		Pregagem parcial		Plano de fixação N° 1	
<div><div></div><div></div><div></div><div></div></div>					
Fixações elemento portador		CNA  	CNA4.0X35/40/50/60	4	
		CSA  	CSA5.0X35/40/50		
		-	-		
Fixações elemento suportado		CNA  	CNA4.0X35/40/50/60	4	
		CSA  	CSA5.0X35/40/50		