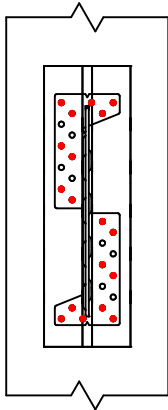
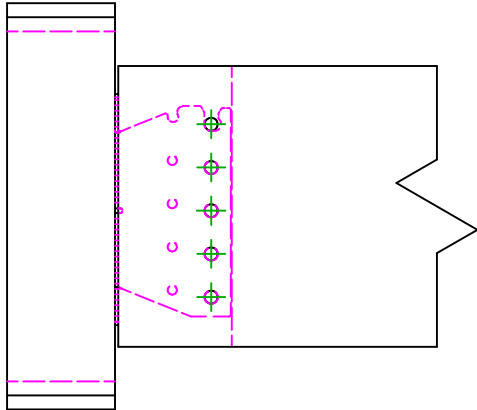
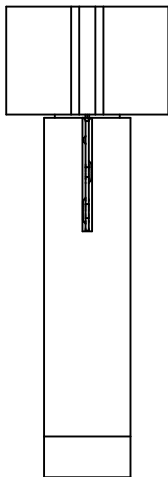
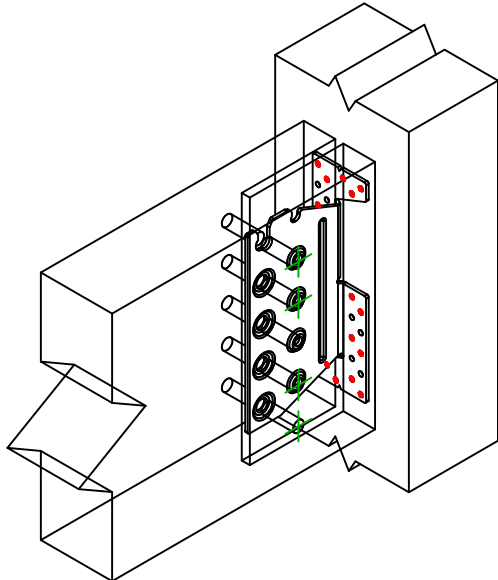







<div><div>SIMPSON</div><div>Strong-Tie</div></div>		<div>Schemat montażu</div>		<div><div><div>≠</div><div>DWG NAME</div></div><div><div>REV</div><div>REV DATE</div></div><div><div>0</div><div>24/10/25</div></div></div>		<div>C_TU24_2D0_NP_JTP-PL</div>	
Produkt			TU24				
Łączniki			Drewno - drewno		Belka do słupa		
Typ montażu			Częściowe gwoździowanie				
<div><div></div><div></div><div></div><div></div></div>							
Łączniki belka główna	Symbol	Łączniki	Produkt		Szt.		
		CNA 	CNA4.0X50		18		
		CSA 	CSA5.0X40				
		-	-				
Łączniki belka drugorzędna	Symbol	Łączniki	Produkt		Szt.		
		STD 	STD12		5		
		-	-				