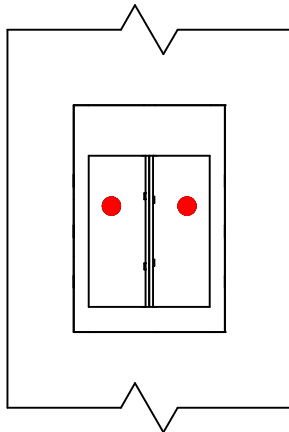
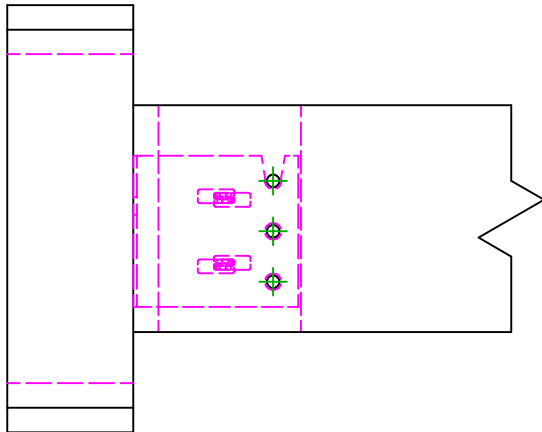
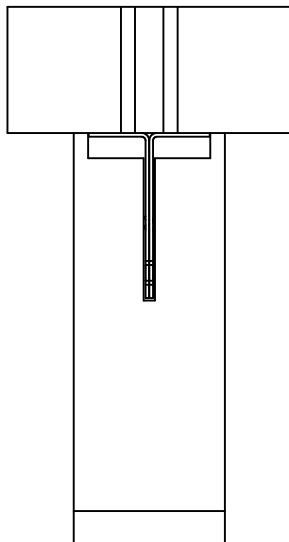
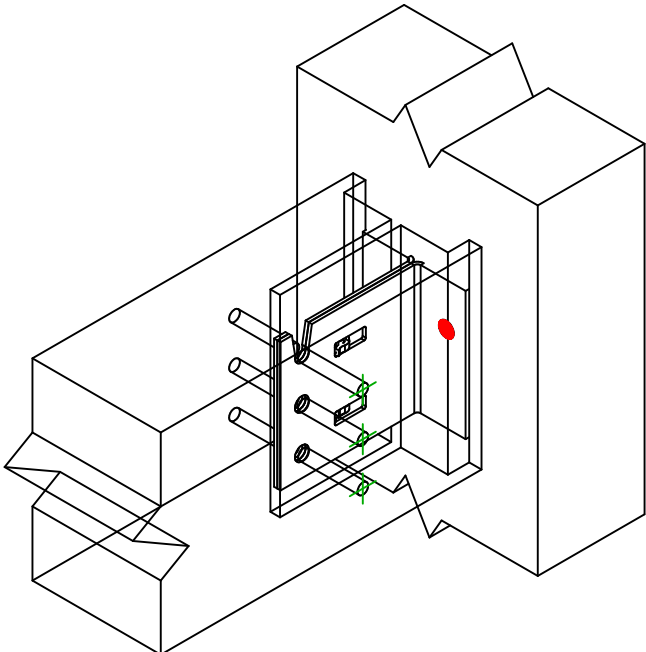






<div><div>SIMPSON</div><div>Strong-Tie</div></div>		<div>Plan de fixation</div>		<div><div><div><div></div></div><div>DWG NAME</div></div><div><div>REV</div><div>REV DATE</div></div><div><div>0</div><div>24/10/25</div></div></div> <div>C_BTC120_2D0_NP_JTP-FR</div>		
Référence		BTC120-B				
Fixations		Bois sur bois		Solve sur poteau		
Type de fixation		Fixation avec SSH				
<div><div></div><div></div><div></div><div></div></div>						
Fixation(s) Porteur	Symbole	Fixations		Références		Qté
		SSH		SSH12.0X60		2
		-		-		
		-		-		
Fixation(s) Porté	Symbole	Fixations		Références		Qté
		STD		STD12		3
		-		-		