

**SIMPSON****Strong-Tie**

# Fastening pattern



REV

0

REV DATE

24/10/25

DWG NAME

C\_BTALU1200-520\_2D0\_NP\_JTP-UK

Item

=

BTALU1200/520

Fasteners

=

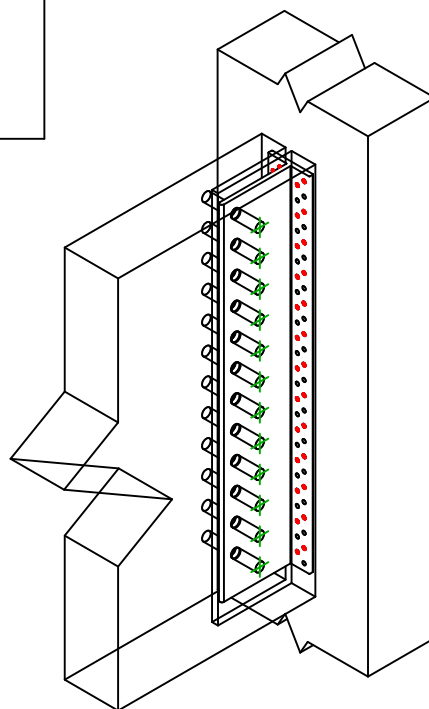
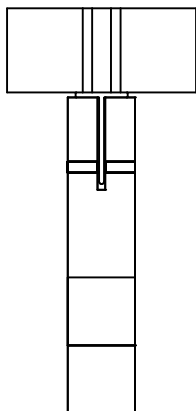
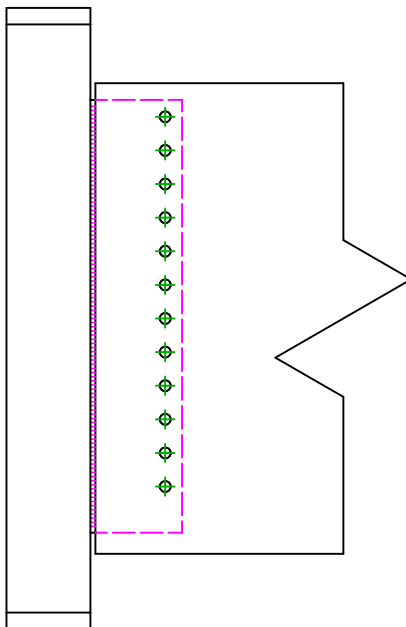
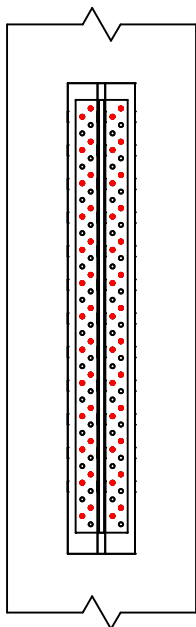
Timber to timber

Joist to post

Type of fastening

=

Partial nailing

Header  
Fastener(s)



Symbol



Fasteners

CNA  

CNA4.0X50

CSA  

CSA5.0X35/40

-

-

Qty

52

Joist  
Fastener(s)



Symbol



Fasteners

SDD  

SDD7.5

STD  

STD12

Qty

12