

**SIMPSON**

**Strong-Tie**

# Fastening pattern



REV

0

REV DATE

26/07/24

DWG NAME

C\_SAIL300\_2D0\_NP\_JTB-FN-UK

Item

=

SAIL300

Fasteners

=

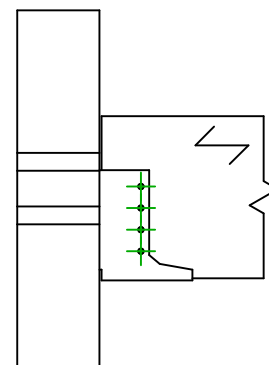
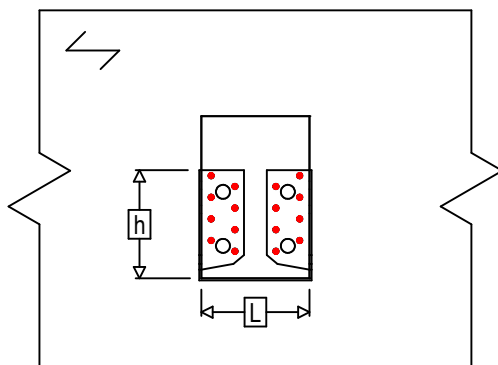
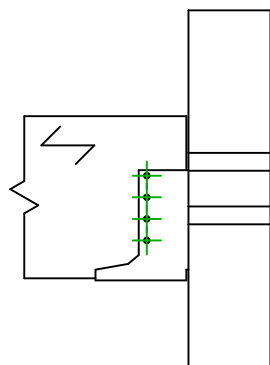
Timber to timber

Joist to beam

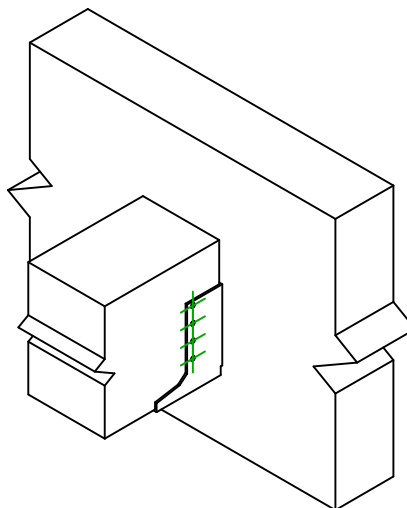
Type of fastening

=

Full nailing



$$h = (300 - L) / 2$$



Header  
Fastener(s)

Symbol

Fasteners

Fasteners

Qty



CNA

CNA4.0X35 / CNA4.0X50

CSA

CSA5.0X35 / CSA5.0X40

-

-

16

Joist  
Fastener(s)

Symbol

Fasteners

L < 64mm

L > 64mm

Qty



CNA

CNA4.0X35

CNA4.0X50

CSA

CSA5.0X35

CSA5.0X40

8