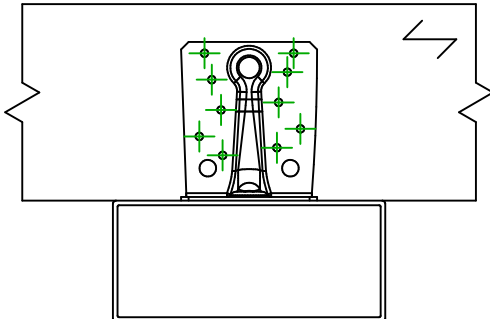
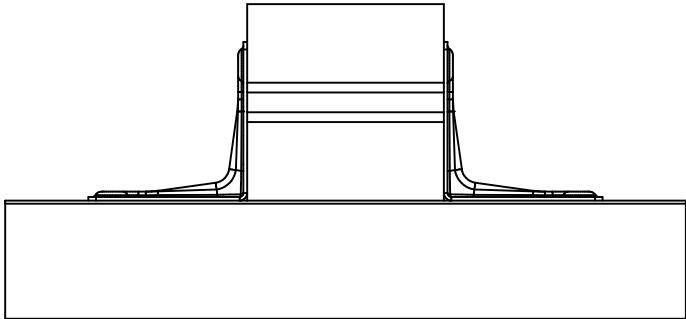
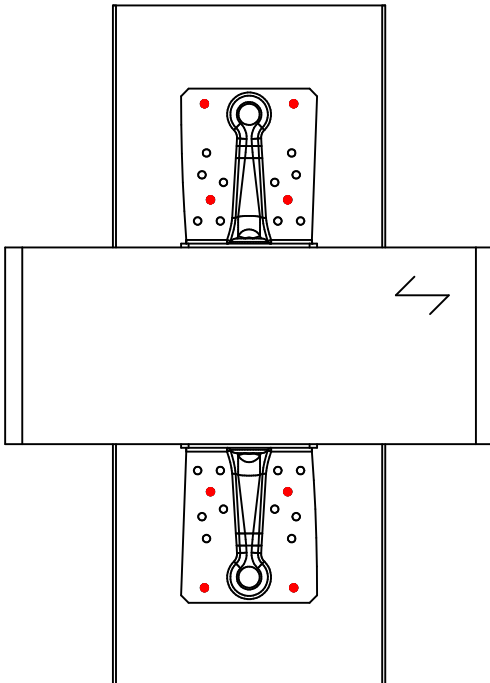
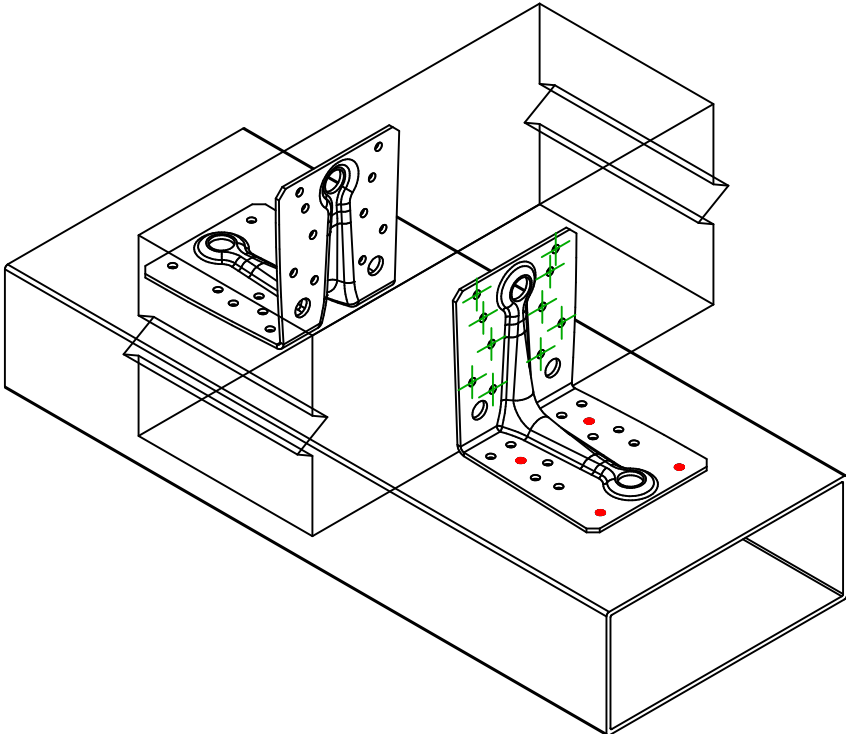



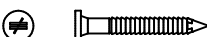


<div><div>SIMPSON</div><div>Strong-Tie</div></div>		<div>Plano de fijación</div>		<div><div>≠</div><div>REV0</div><div>REV DATE19/08/24</div><div>DWG NAMEC_ABR10525_2D0_NP_BTSTEEL-4-ES</div></div>	
Referencia		=ABR10525			
Fijaciones		=Madera sobre soporte rígido		Viga sobre acero	
Sistema de fijación		=Clavado parcial		Plan de fijación N° 4	
<div><div></div><div></div><div></div><div></div></div>					
Fijaciones Soporte	Símbolo	Fijaciones	Referencia		Ctd
		PDPA 	PDPA-75		4 x 2
		-	-		
		-	-		
Fijaciones Viga Secundaria	Símbolo	Fijaciones	Referencia		Ctd
		CNA 	CNA4.0X60		10 x 2
		-	-		