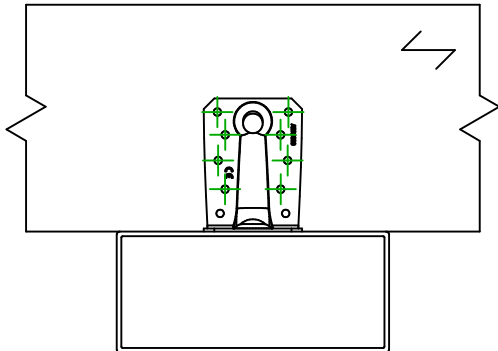
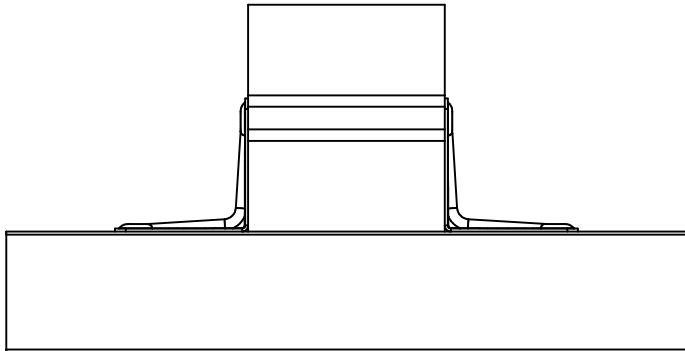
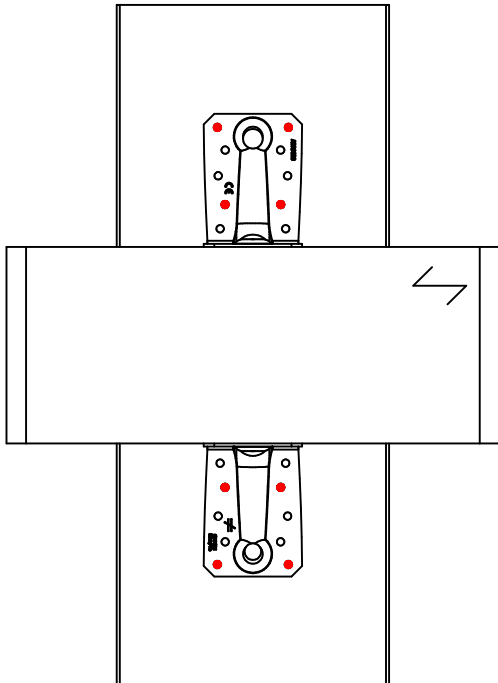
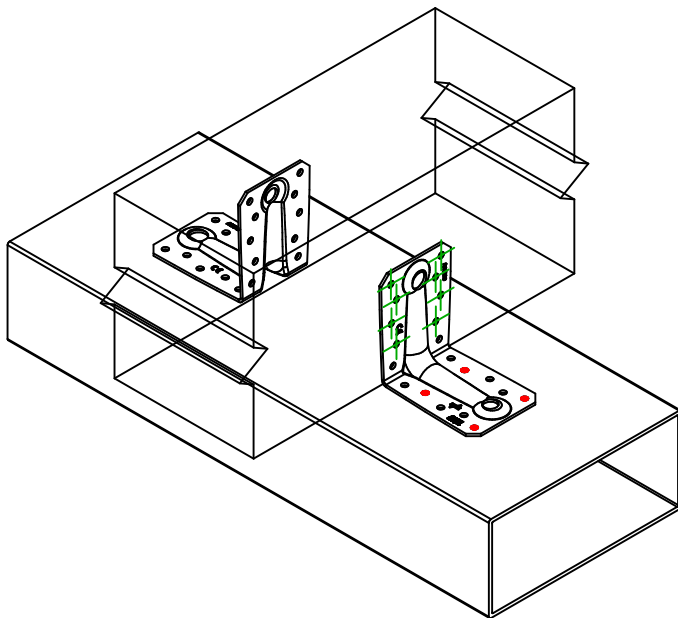


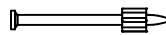





<div><div>SIMPSON</div><div>Strong-Tie</div></div>		<div>Plan de fixation</div>		<div><div><div><div><div></div></div><div>DWG NAME</div></div><div><div>REV</div><div>REV DATE</div></div><div><div>0</div><div>19/08/24</div></div></div><div>C_ABR9020_2D0_NP_BTSTEEL-3-FR</div></div>	
Référence =		ABR9020			
Fixations =		Bois sur support rigide		Poutre sur acier	
Type de fixation =		Clouage partiel		Plan de fixation N° 3	
<div><div><div></div><div></div></div><div><div></div><div></div></div></div>					
Fixation(s) Porteur	Symbole	Fixations	Références		Qté
		PDPA  	PDPA-75		4 x 2
		-	-		
		-	-		
Fixation(s) Porté	Symbole	Fixations	Références		Qté
		CNA  	CNA4.0X60		8 x 2
		-	-		
		-	-		